

REIDIN-GYODER NEW HOME PRICE INDICES

FEBRUARY 2022 RESULTS

ISSUE 135

REIDIN-GYODER NEW HOME PRICE INDEX

• According to the results of REIDIN-GYODER New Home Price Index in **February 2022** there is **5.24%** nominal **increase** with respect to the previous month and in compliance with February **2021** there is **13.73%** nominal **increase**.

232.8

Index Value: February 2022

5.24%

Nominal MoM Change

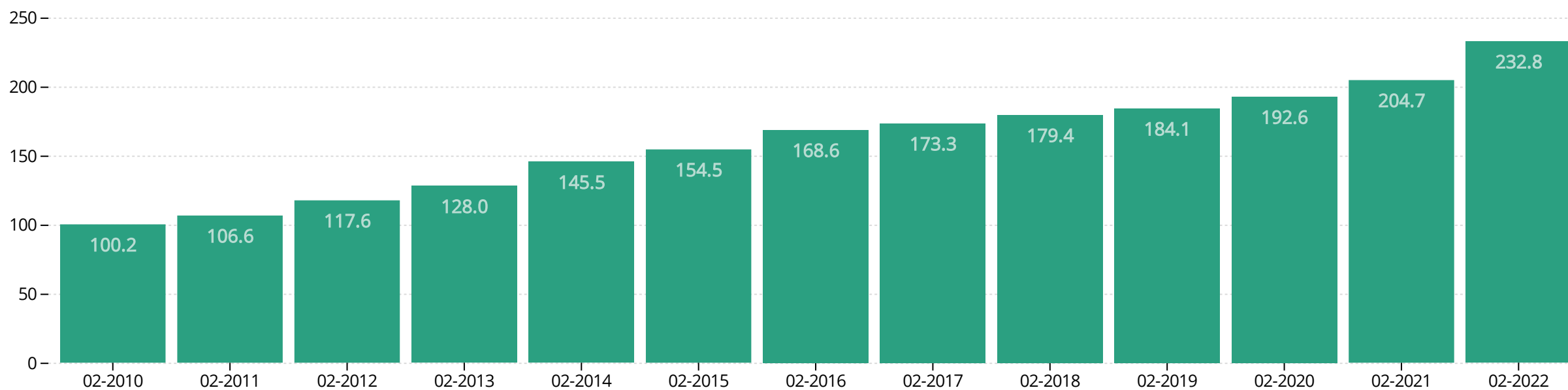
13.73%

Nominal YoY Change

132.80%

Nominal Change in Base Period

NEW HOME PRICE INDEX



TYPE OF HOUSES: NUMBER OF ROOMS

• According to the results of REIDIN-GYODER New Home Price Index in **February 2022** there is nominal **increase** of **2.26%** in 1+1 flat type; nominal **increase** of **1.18%** in 2+1 flat type; nominal **increase** of **8.42%** in 3+1 flat type and nominal **increase** of **14.22%** in 4+1 flat type with respect to the previous month.

2.26%

1+1 Type Of Flat

1.18%

2+1 Type Of Flat

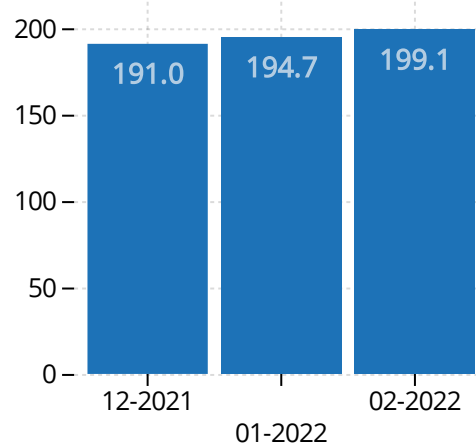
8.42%

3+1 Type Of Flat

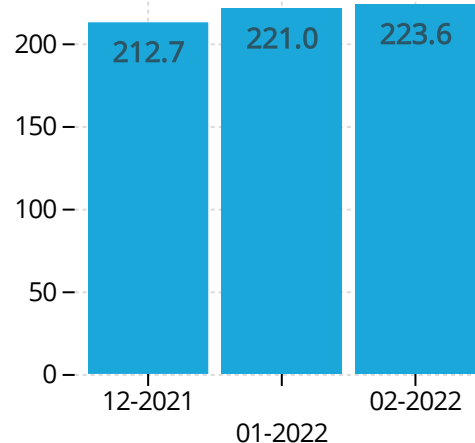
14.22%

4+1 Type Of Flat

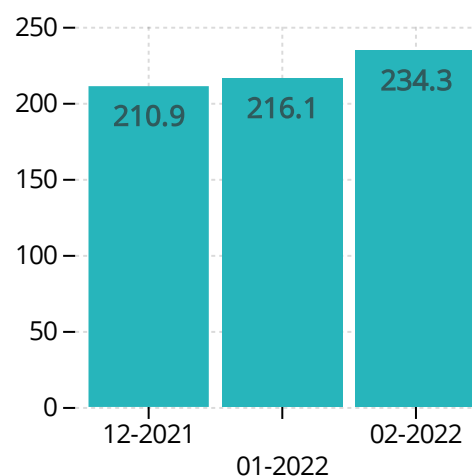
1+1



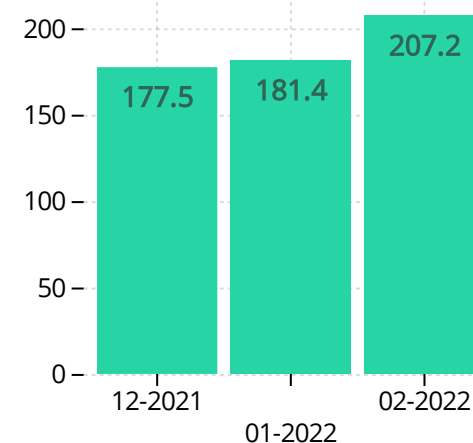
2+1



3+1

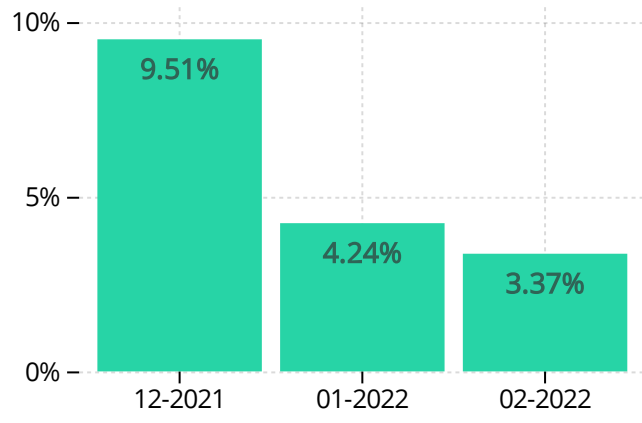


4+1

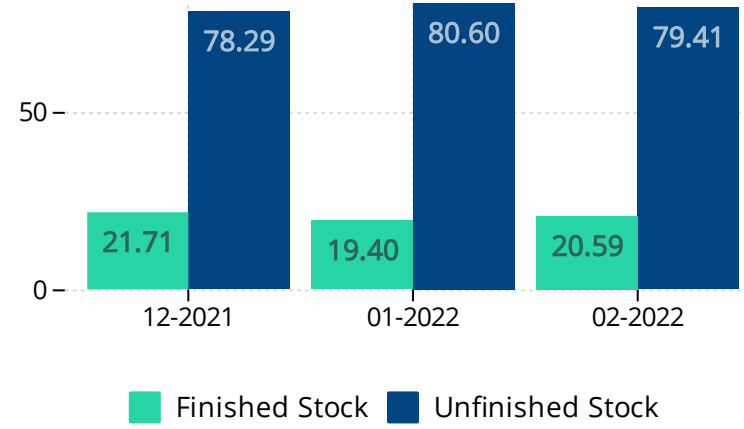


BRANDED PROJECTS STOCK ABSORPTION RATE

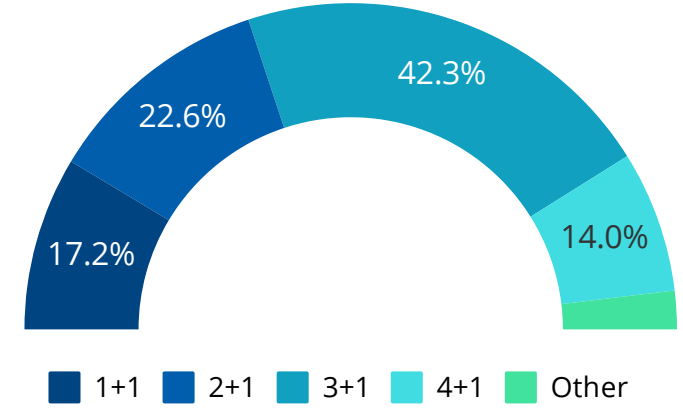
STOCK ABSORPTION RATE BY UNIT



STOCK RATIOS (%)



REMAINING STOCK DISTRIBUTION (%)



STANDARDS - DEFINITIONS

What Is?

The monthly REIDIN-GYODER New Home Price Index is developed from the properties of corporate real estate investment firms generally known as "Branded Projects", and recently has been produced in many countries like USA, Australia, Canada.

Methodology

This monthly Index uses a "stratified median index" approach for index calculation—an approach that is widely used for indexing housing prices. Taken January 2010 (January 2010=100) as the base period, is calculated with the formula of Laspeyres.

Coverage

REIDIN-GYODER New Home Price Index is calculated on 50 projects and with a monthly average number of 16.000 properties presented by 26 developers.

PARTICIPANT DEVELOPERS



LEGAL NOTICE

Although all values, statements and visual materials in this report are provided, indicated and calculated neatly by REIDIN, we make no warranty, assurance or guarantee that materials and values are absolutely accurate. REIDIN highly recommends that this report should not be taken as an endorsement of or recommendation on any participation by any intending investor or any other party in any transaction whatsoever. This information is presented exclusively for use by REIDIN clients and professionals and all rights to the material are reserved and cannot be reproduced without prior written permission of REIDIN.