



REIDIN-GYODER NEW HOME PRICE INDICES NOVEMBER 2018 RESULTS

ISSUE 96



INDEX SUMMARY

According to the results of REIDIN-GYODER New Home Price Index in November 2018 there is 0.27% increase with respect to the previous month and in compliance with November 2017 there is 2.92% increase.

According to the results of REIDIN-GYODER New Home Price Index in November 2018 "Branded Projects" in Istanbul Asian Side shows 0.21% increase and 0.39% increase in European Side.

According to the results of REIDIN-GYODER New Home Price Index (NHI) in November 2018 there is an increase of 0.71% in 1+1 flat type; increase of 0.16% in 2+1 flat type; increase of 0.38% in 3+1 flat type and decrease of 0.56% in 4+1 flat type with respect to the previous month.

According to the results of REIDIN-GYODER New Home Price Index in November 2018 there is 0.56% increase in 51-75 sqm size; 0.22% increase in 76-100 sqm; 0.32% increase in 101-125 sqm size; 0.33% increase in 126-150 sqm and 0.51% decrease in 151 sqm and bigger sized properties with respect to the previous month.

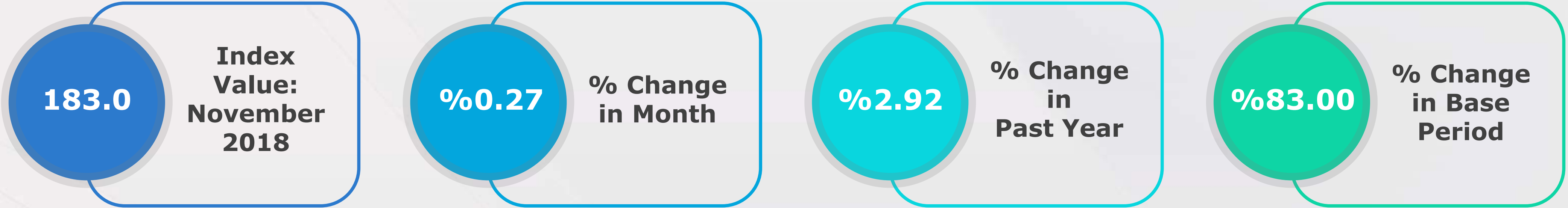
1

2

3

4

REIDIN-GYODER NEW HOME PRICE INDEX




According to the results of REIDIN-GYODER New Home Price Index in November 2018 there is 0.27% increase with respect to the previous month and in compliance with November 2017 there is 2.92% increase.

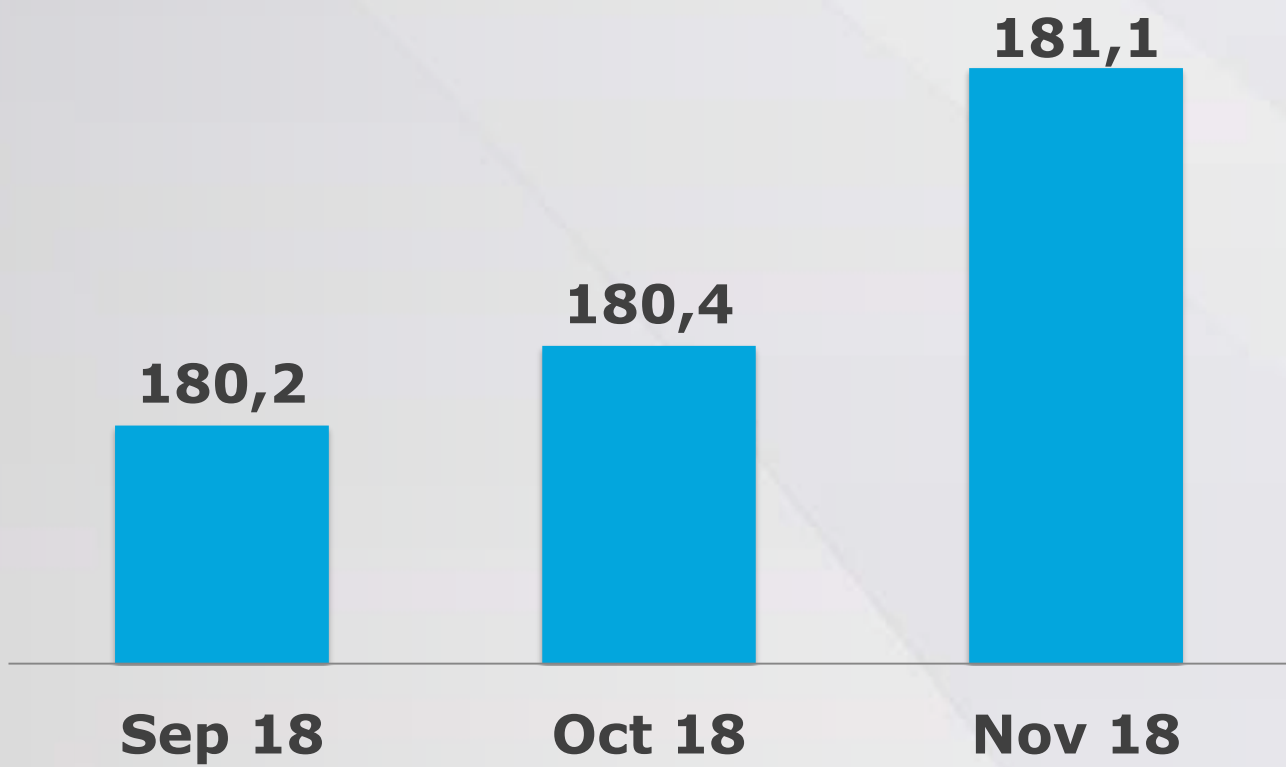
REIDIN-GYODER NEW HOME PRICE INDEX

ISTANBUL ASIAN-EUROPEAN SIDE PROJECTS

According to the results of REIDIN-GYODER New Home Price Index in November 2018 "Branded Projects" in Istanbul Asian Side shows 0.21% increase and 0.39% increase in European Side.

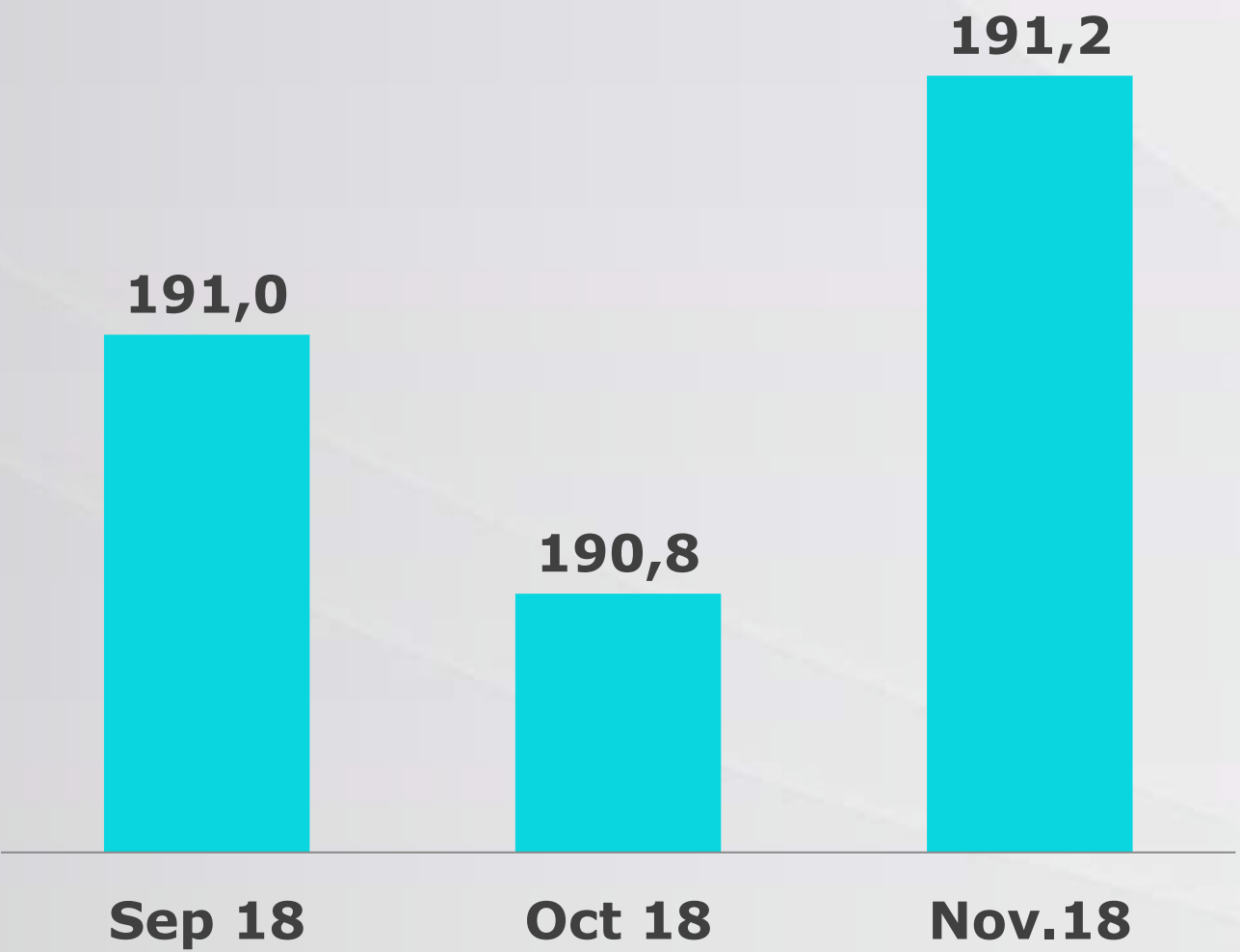


Europe



(January 2010 = 100)

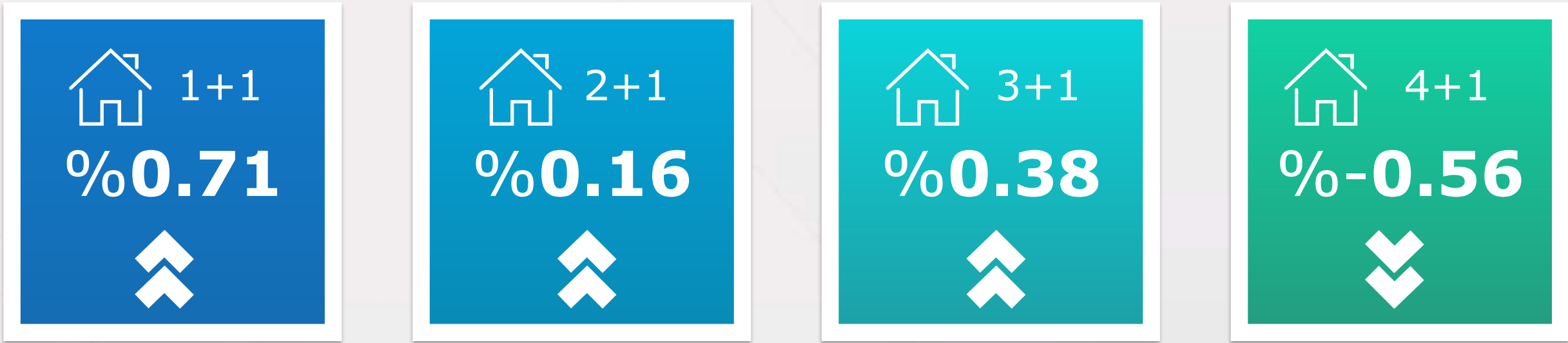
Asia



(January 2010 = 100)

REIDIN-GYODER NEW HOME PRICE INDEX

TYPE OF HOUSES: NUMBER OF ROOMS



According to the results of REIDIN-GYODER New Home Price Index (NHI) in November 2018 there is an increase of 0.71% in 1+1 flat type; increase of 0.16% in 2+1 flat type; increase of 0.38% in 3+1 flat type and decrease of 0.56% in 4+1 flat type with respect to the previous month.

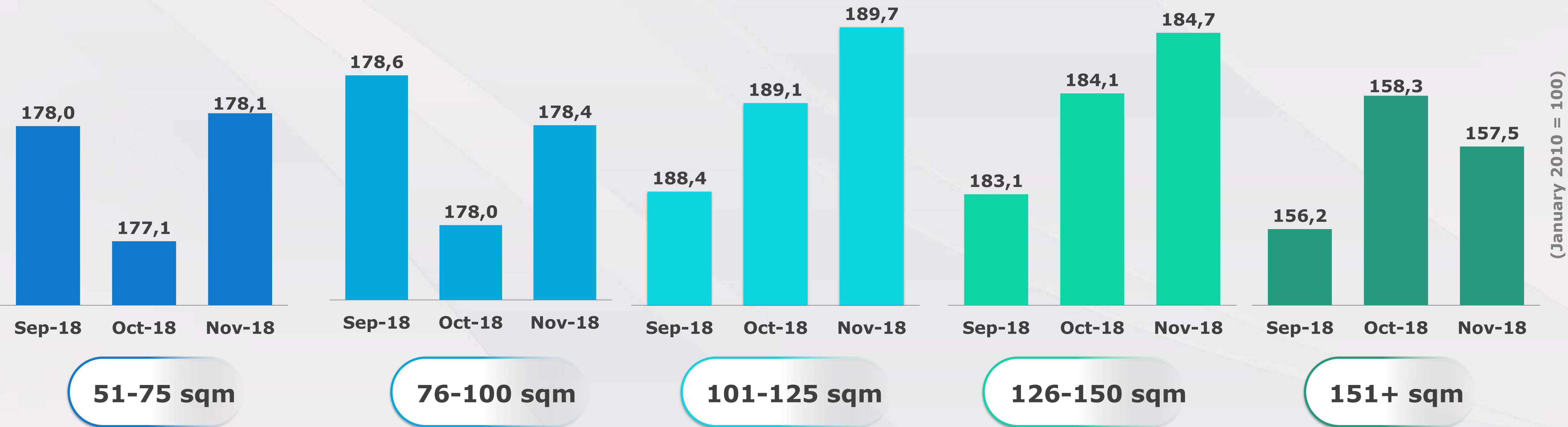



(January 2010 = 100)

REIDIN-GYODER NEW HOME PRICE INDEX

TYPE OF HOUSES: SIZE RANGE

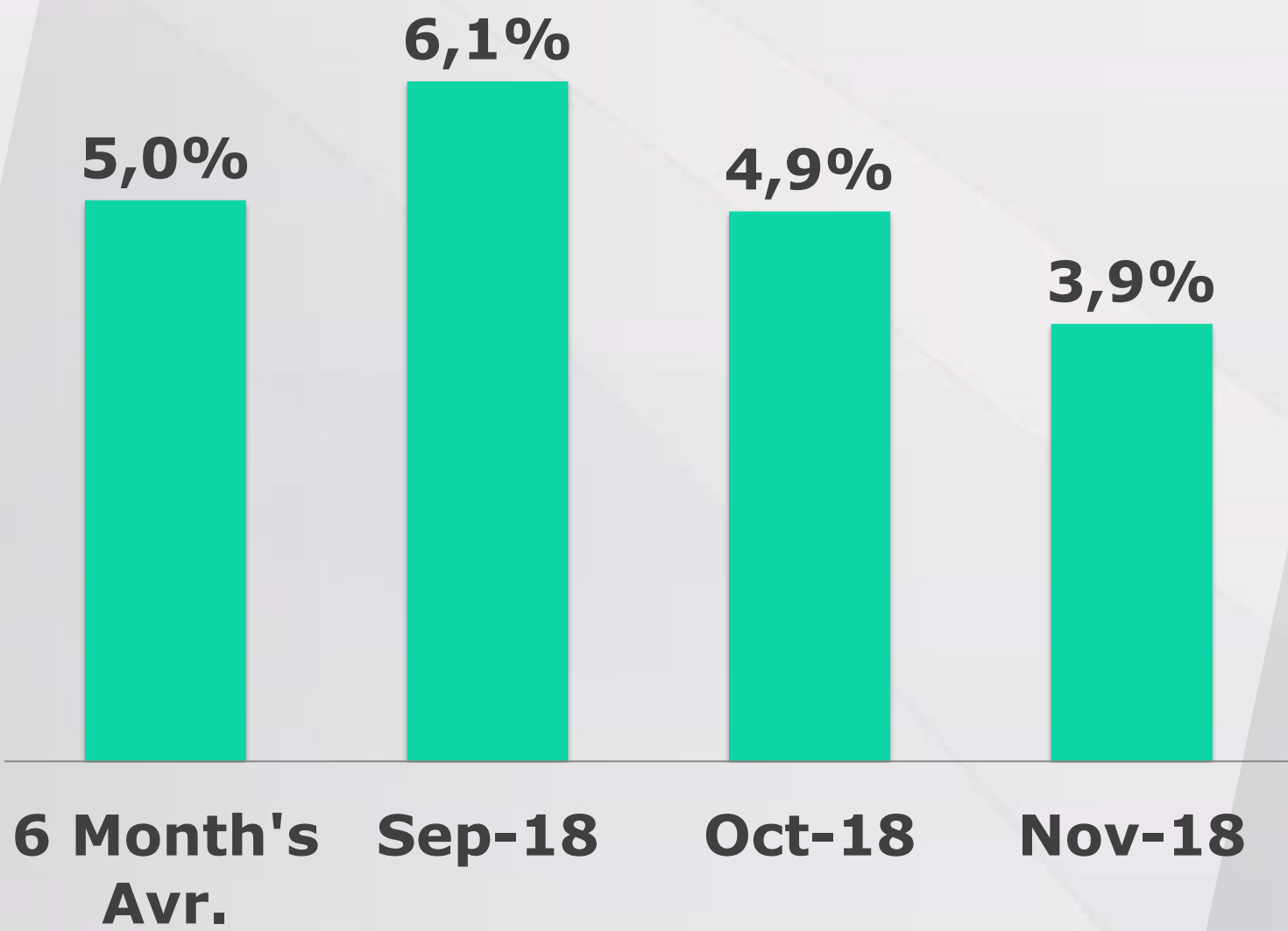
According to the results of REIDIN-GYODER New Home Price Index in November 2018 there is 0.56% increase in 51-75 sqm size; 0.22% increase in 76-100 sqm; 0.32% increase in 101-125 sqm size; 0.33% increase in 126-150 sqm and 0.51% decrease in 151 sqm and bigger sized properties with respect to the previous month.



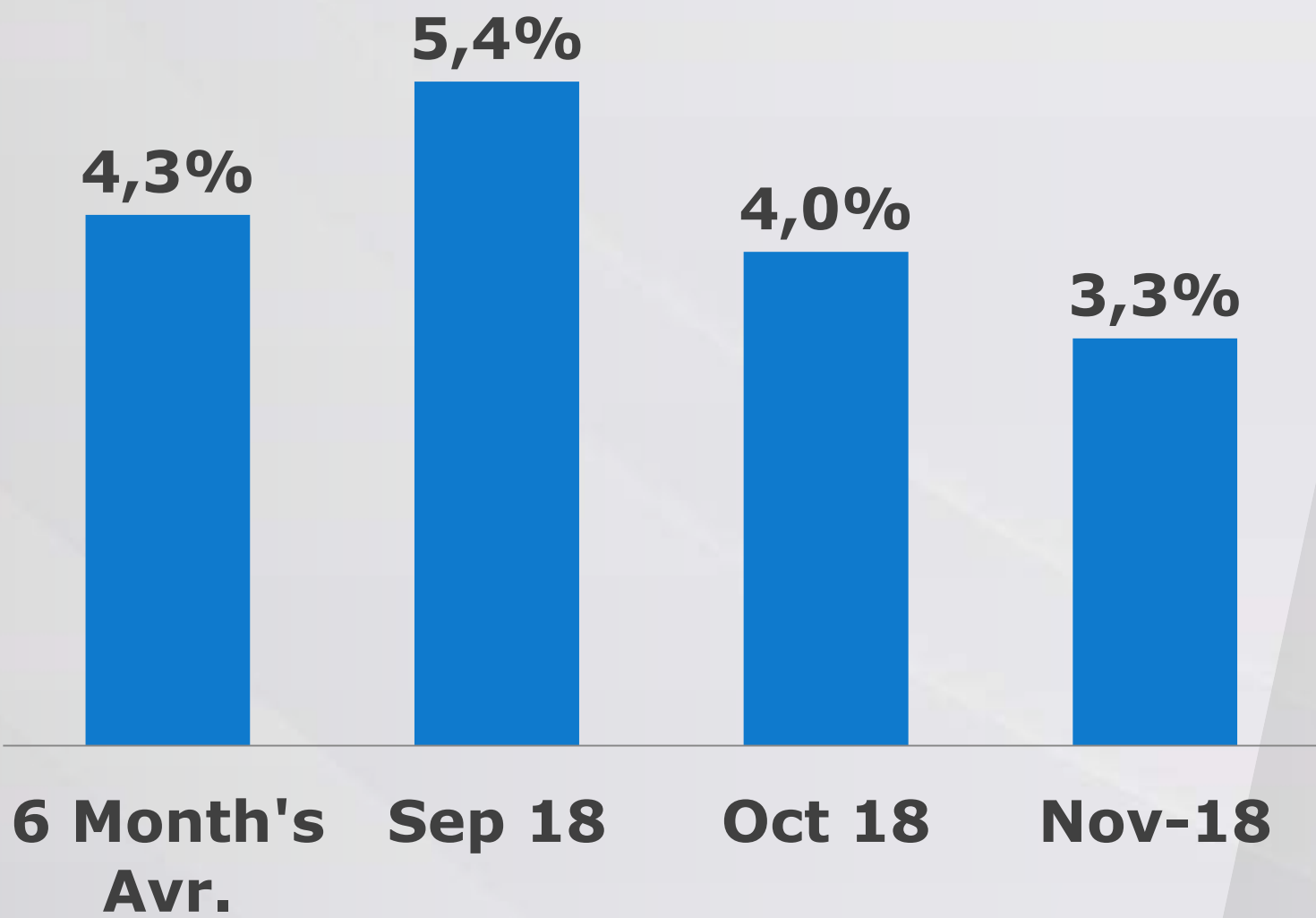
REIDIN-GYODER NEW HOME PRICE INDEX

% CHANGE IN NEW HOUSING STOCK

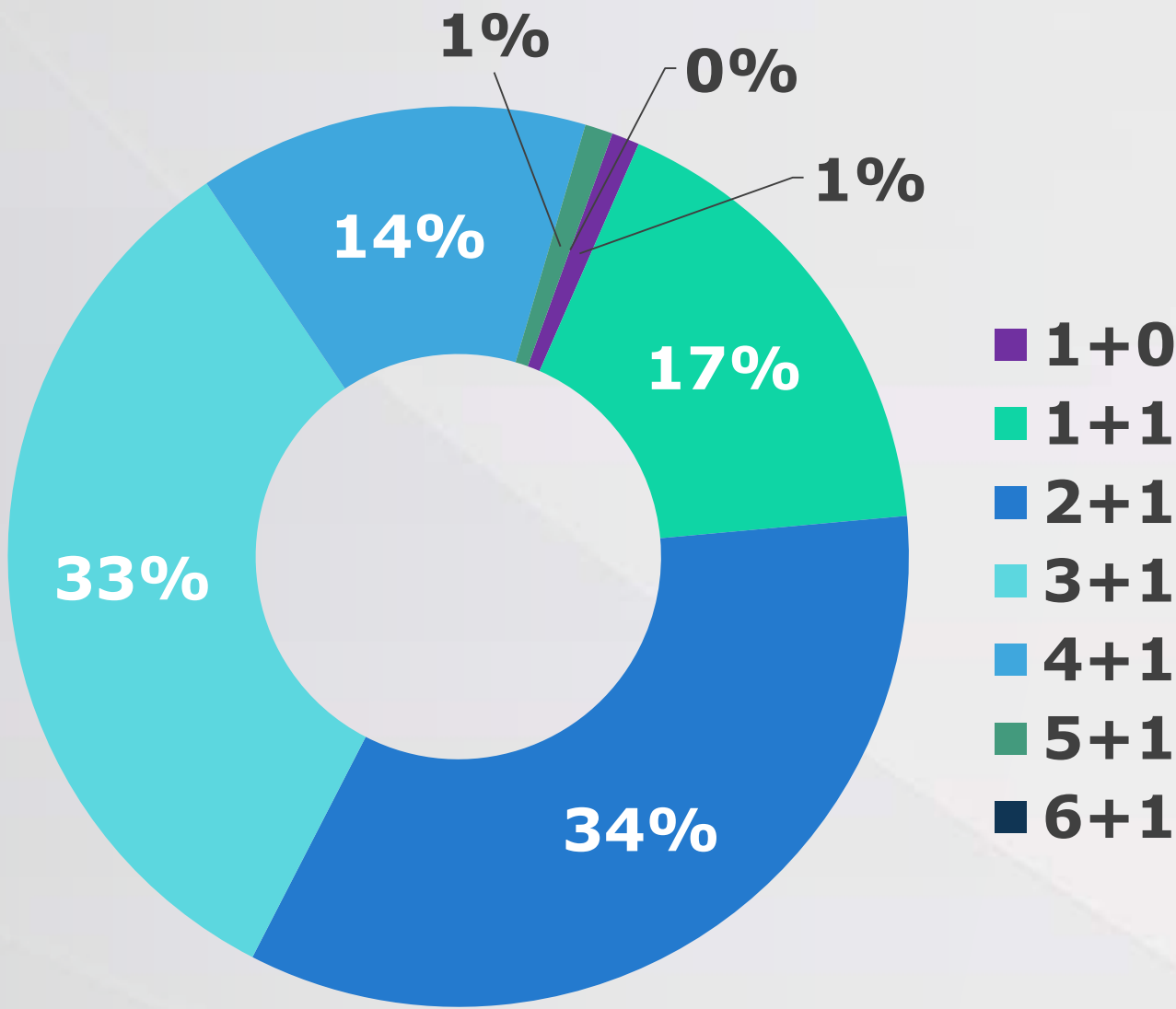
Unit



SQM



Stock Remaining
Unit Distribution



Last month's data are provisional.

REIDIN-GYODER NEW HOME PRICE INDEX

What Is?

The monthly REIDIN-GYODER New Home Price Index is developed from the properties of corporate real estate investment firms generally known as "Branded Projects", and recently has been produced in many countries like USA, Australia, Canada.

Methodology

This monthly Index uses a "stratified median index" approach for index calculation—an approach that is widely used for indexing housing prices. Taken January 2010 (January 2010=100) as the base period, is calculated with the formula of Laspeyres.

Coverage

REIDIN-GYODER New Home Price Index is calculated on 70 projects and with a monthly average number of 22.500 properties presented by 34 developers.

REIDIN-GYODER NEW HOME PRICE INDEX

PARTICIPANT DEVELOPERS

