

A small, light gray circle with a dot in the center is located to the left of the title text.

REIDIN-GYODER
NEW HOME PRICE INDICES
JUNE 2018 RESULTS

ISSUE 91

A solid green horizontal line is positioned below the text "ISSUE 91".



INDEX SUMMARY

According to the results of REIDIN-GYODER New Home Price Index in June 2018 there is 0.33% increase with respect to the previous month and in compliance with June 2017 there is 3.60% increase.

According to the results of REIDIN-GYODER New Home Price Index in June 2018 "Branded Projects" in Istanbul Asian Side shows 0.05% increase and 0.56% increase in European Side.

According to the results of REIDIN-GYODER New Home Price Index (NHI) in June 2018 there is an increase of 0.44% in 1+1 flat type; increase of 0.33% in 2+1 flat type; increase of 0.33% in 3+1 flat type and increase of 0.06% in 4+1 flat type with respect to the previous month.

According to the results of REIDIN-GYODER New Home Price Index in June 2018 there is 0.23% increase in 51-75 sqm size; 0.45% increase in 76-100 sqm; 0.21% increase in 101-125 sqm size; 0.33% increase in 126-150 sqm and 0.06% increase in 151 sqm and bigger sized properties with respect to the previous month.

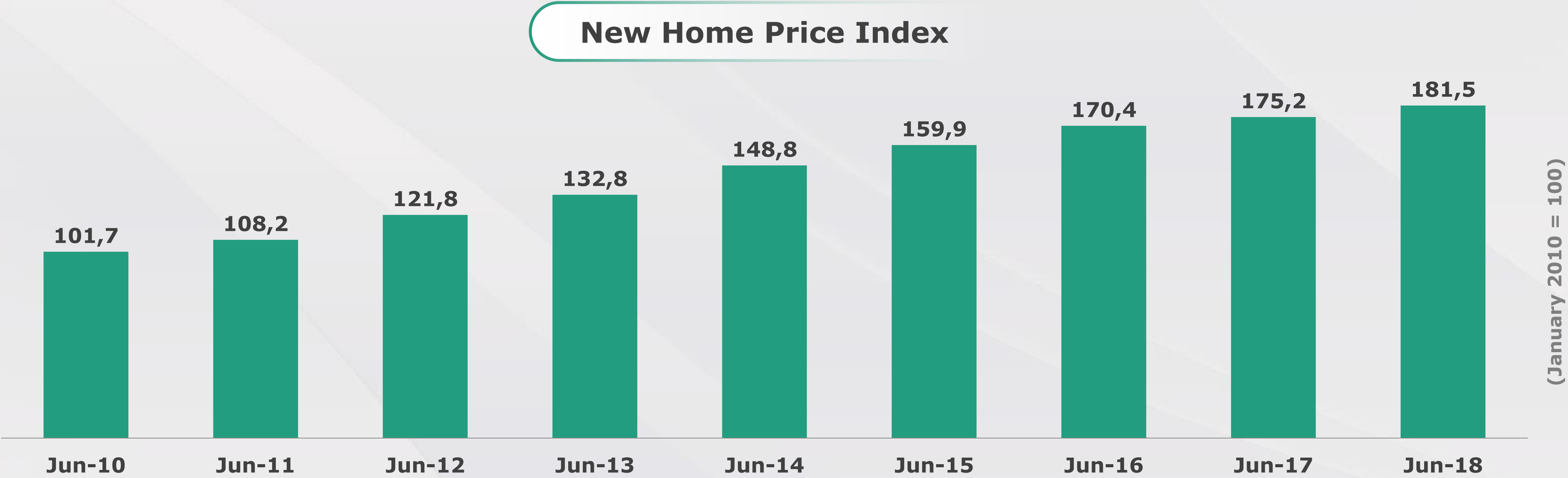
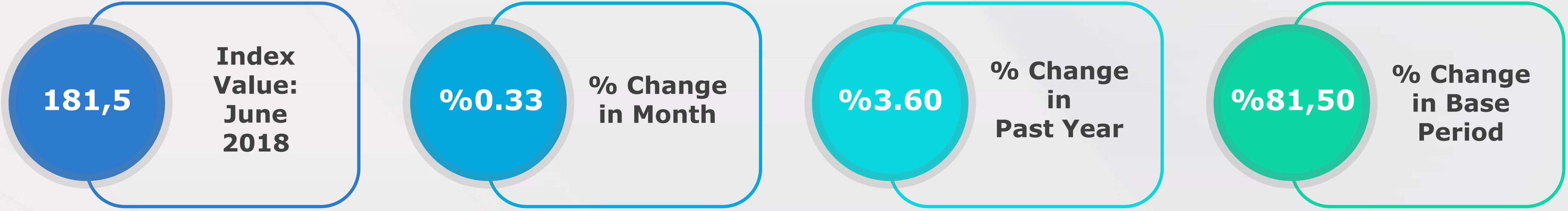
1

2

3

4

REIDIN-GYODER NEW HOME PRICE INDEX




According to the results of REIDIN-GYODER New Home Price Index in June 2018 there is 0.33% increase with respect to the previous month and in compliance with June 2017 there is 3.60% increase.

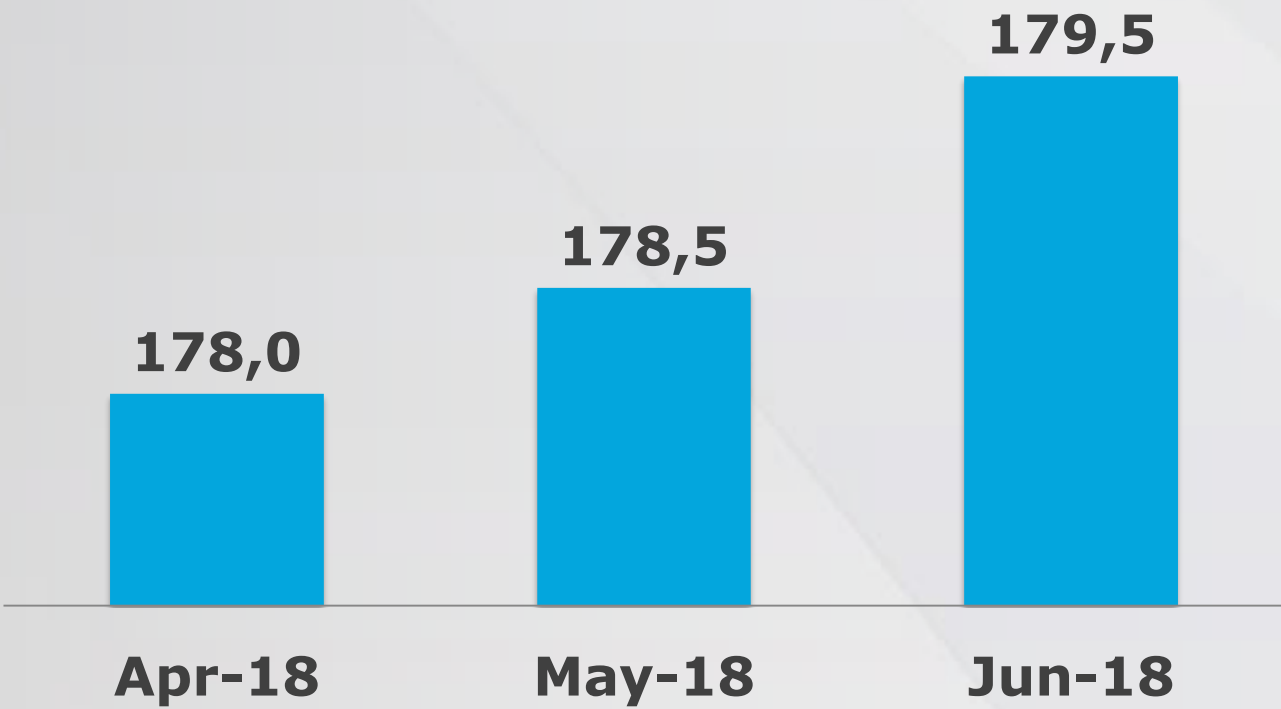
REIDIN-GYODER NEW HOME PRICE INDEX

ISTANBUL ASIAN-EUROPEAN SIDE PROJECTS

According to the results of REIDIN-GYODER New Home Price Index in June 2018 "Branded Projects" in Istanbul Asian Side shows 0.05% increase and 0.56% increase in European Side.

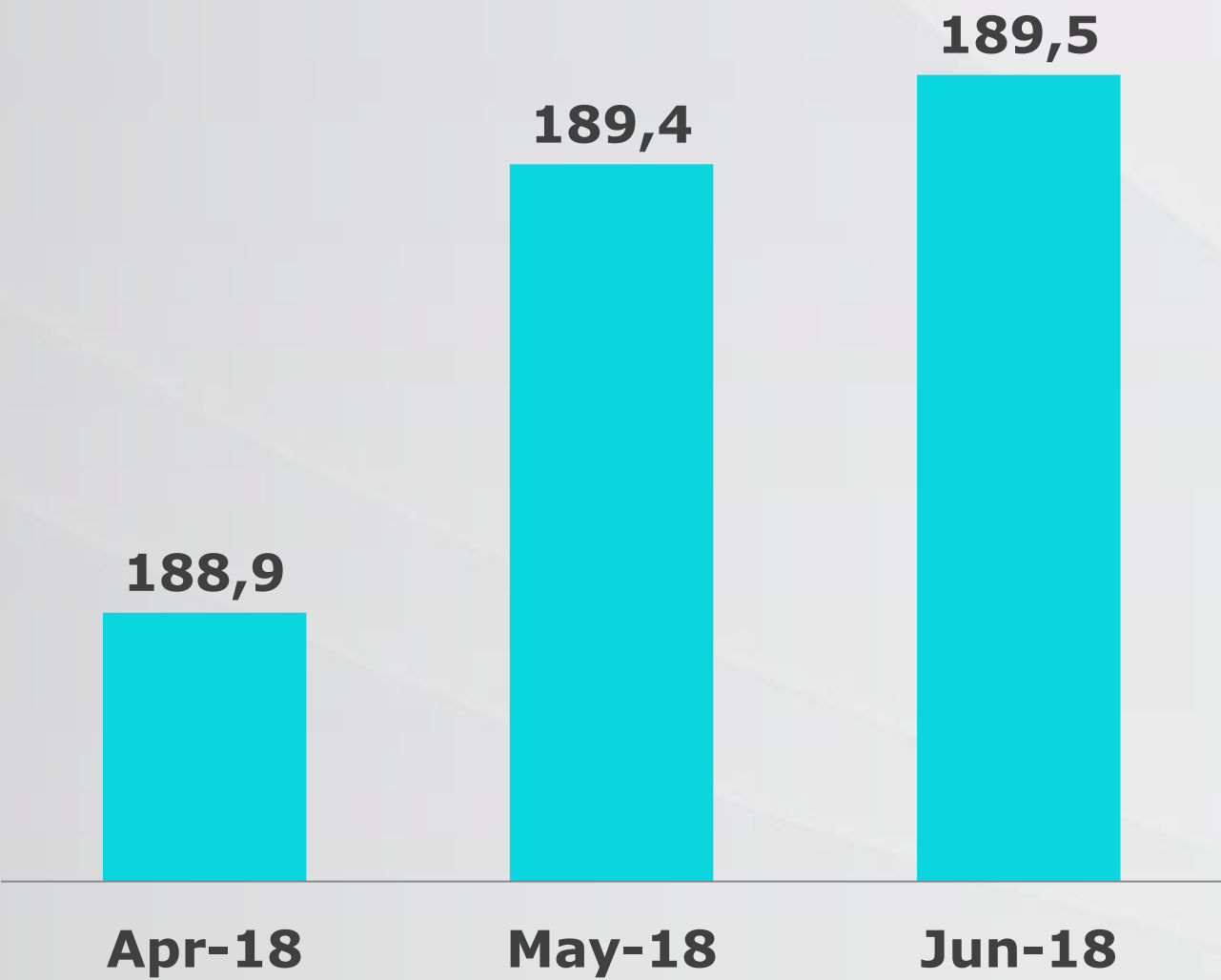


Europe



(January 2010 = 100)

Asia



(January 2010 = 100)

REIDIN-GYODER NEW HOME PRICE INDEX

TYPE OF HOUSES: NUMBER OF ROOMS

1+1
%0.44
↑↑

2+1
%0.33
↑↑

3+1
%0.33
↑↑

4+1
%0.06
↑↑

According to the results of REIDIN-GYODER New Home Price Index (NHI) in June 2018 there is an increase of 0.44% in 1+1 flat type; increase of 0.33% in 2+1 flat type; increase of 0.33% in 3+1 flat type and increase of 0.06% in 4+1 flat type with respect to the previous month.

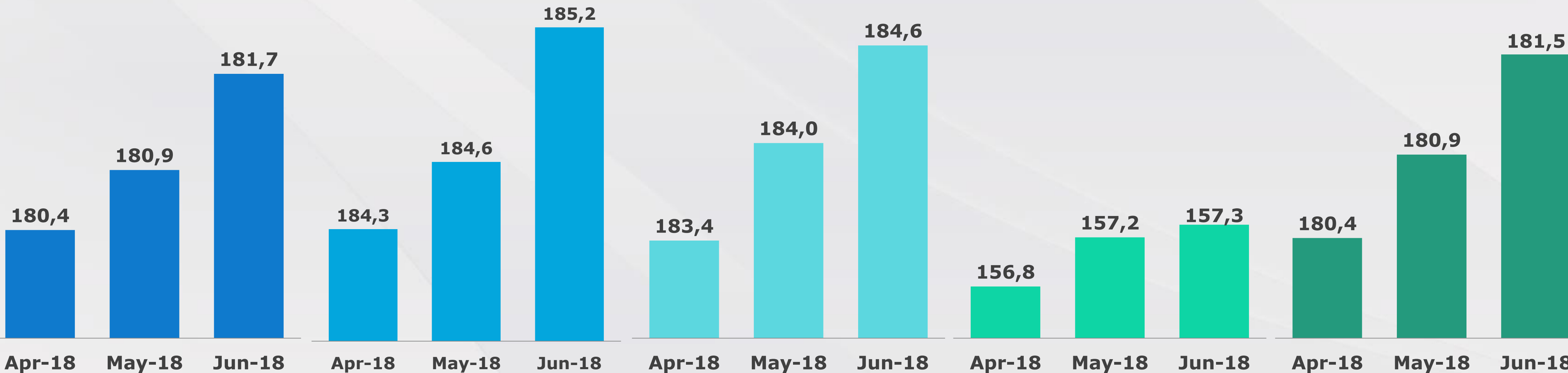
1+1

2+1

3+1

4+1

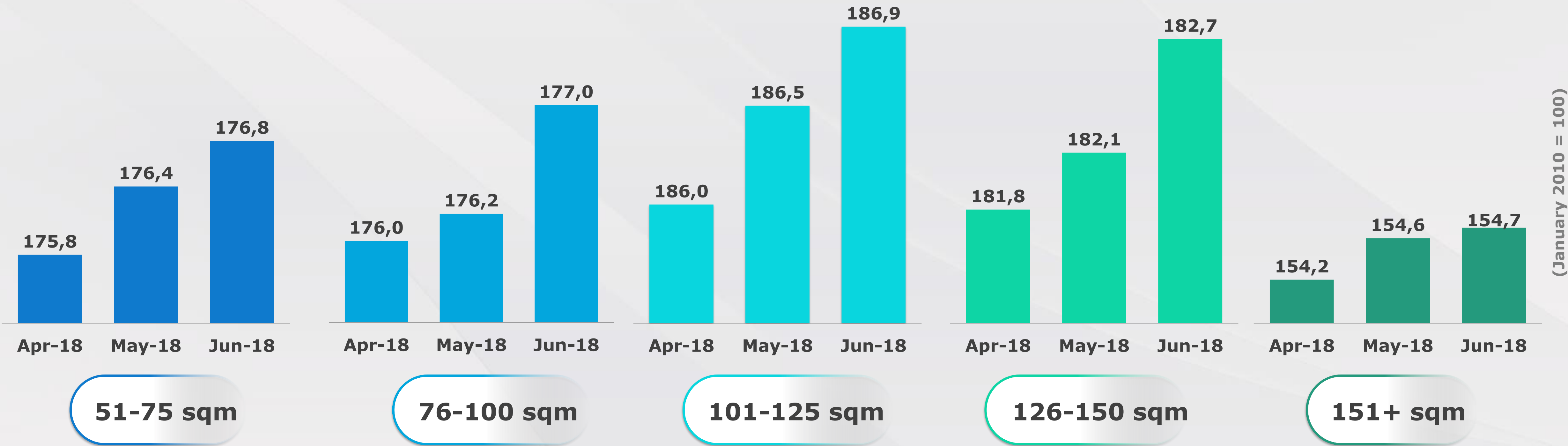
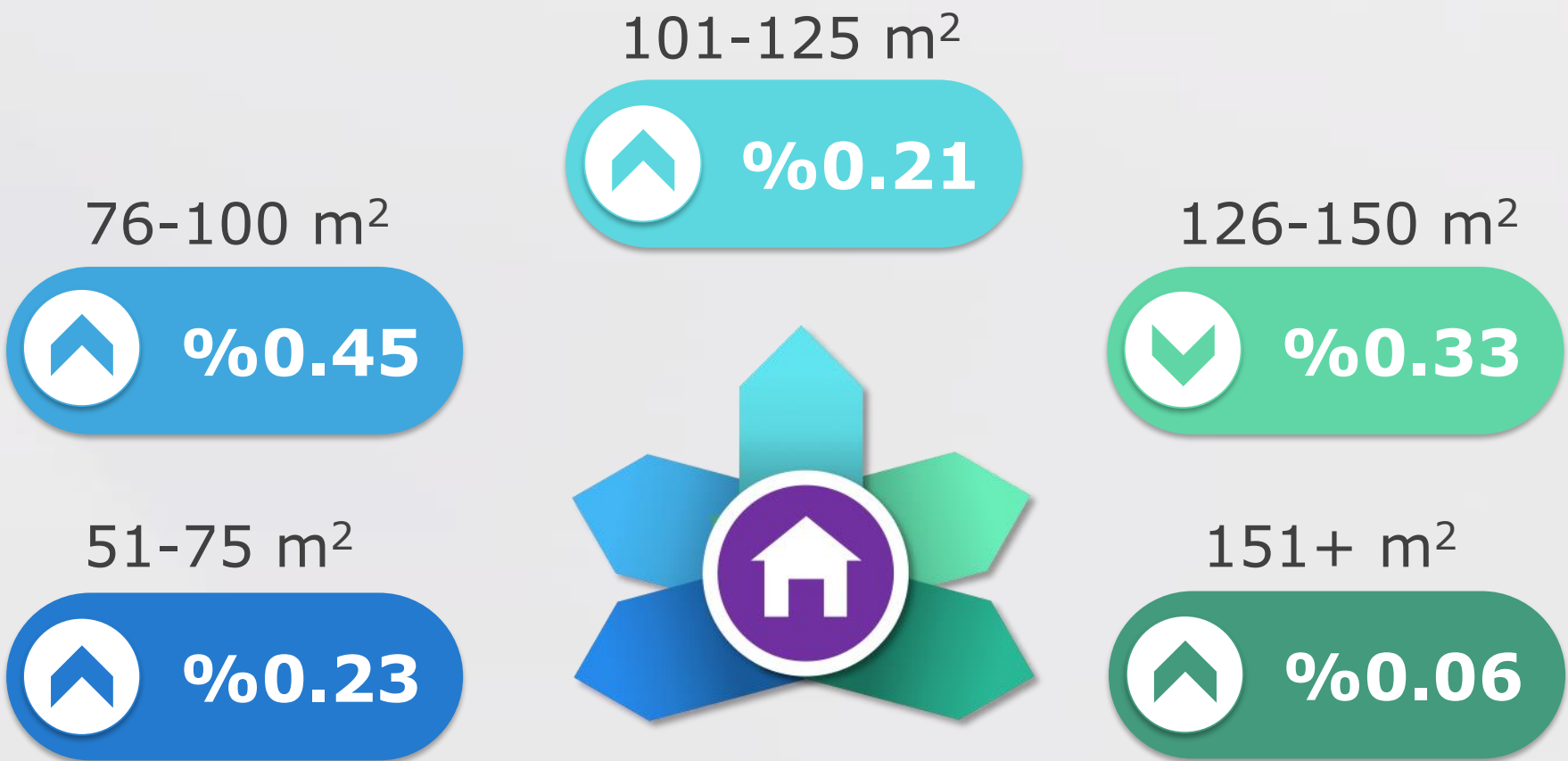
NHI



REIDIN-GYODER NEW HOME PRICE INDEX

TYPE OF HOUSES: SIZE RANGE

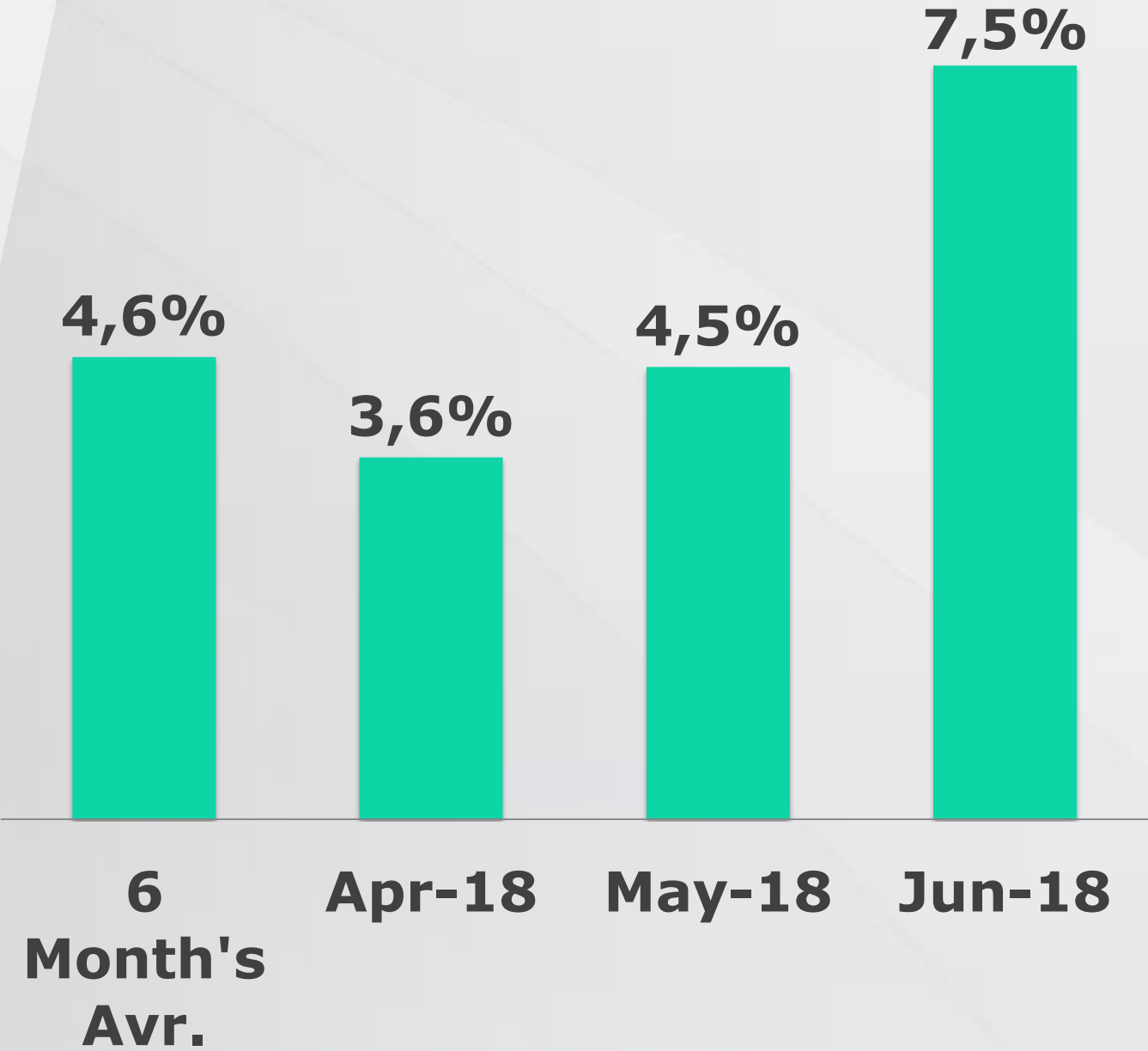
According to the results of REIDIN-GYODER New Home Price Index in June 2018 there is 0.23% increase in 51-75 sqm size; 0.45% increase in 76-100 sqm; 0.21% increase in 101-125 sqm size; 0.33% increase in 126-150 sqm and 0.06% increase in 151 sqm and bigger sized properties with respect to the previous month.



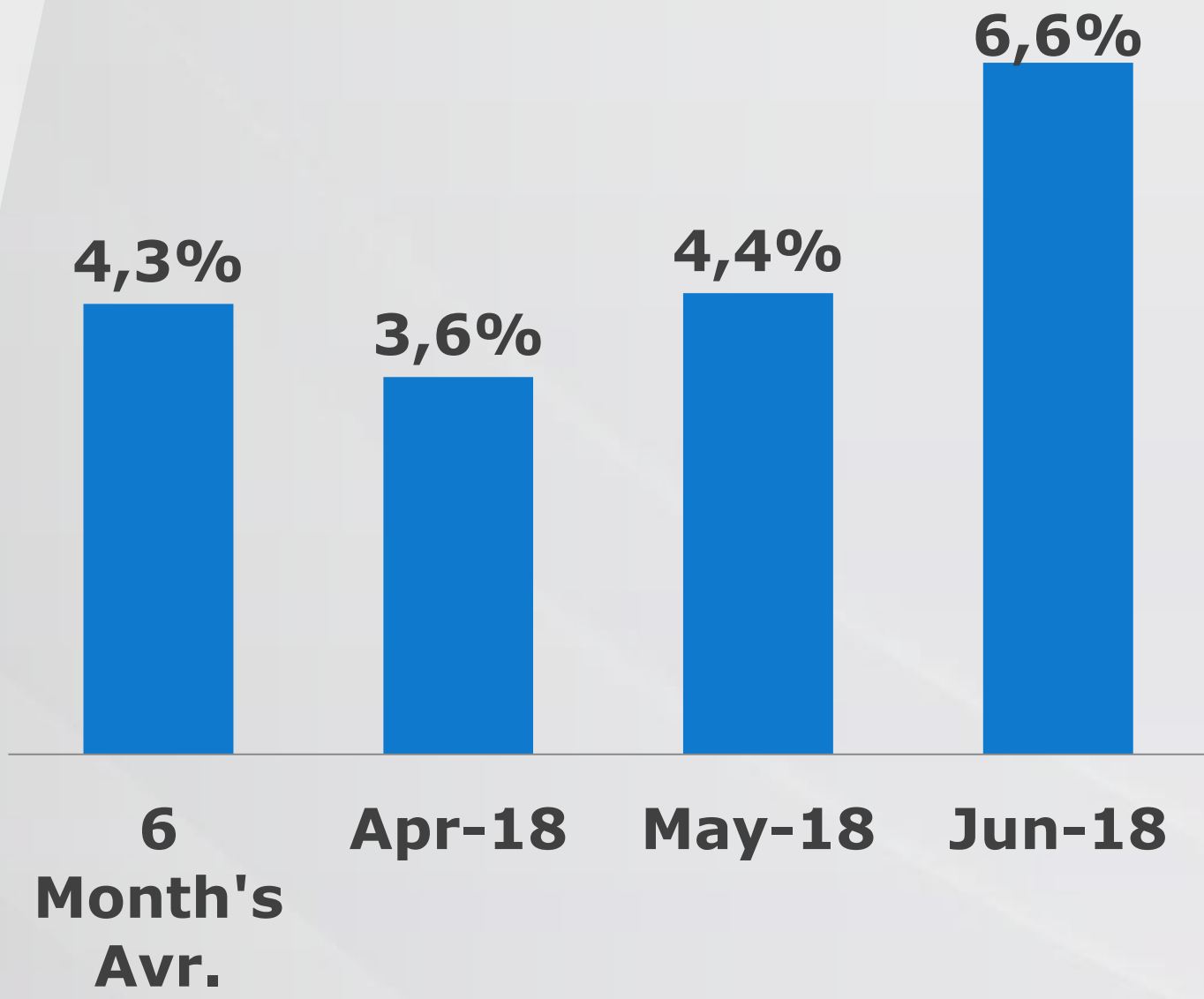
REIDIN-GYODER NEW HOME PRICE INDEX

% CHANGE IN NEW HOUSING STOCK

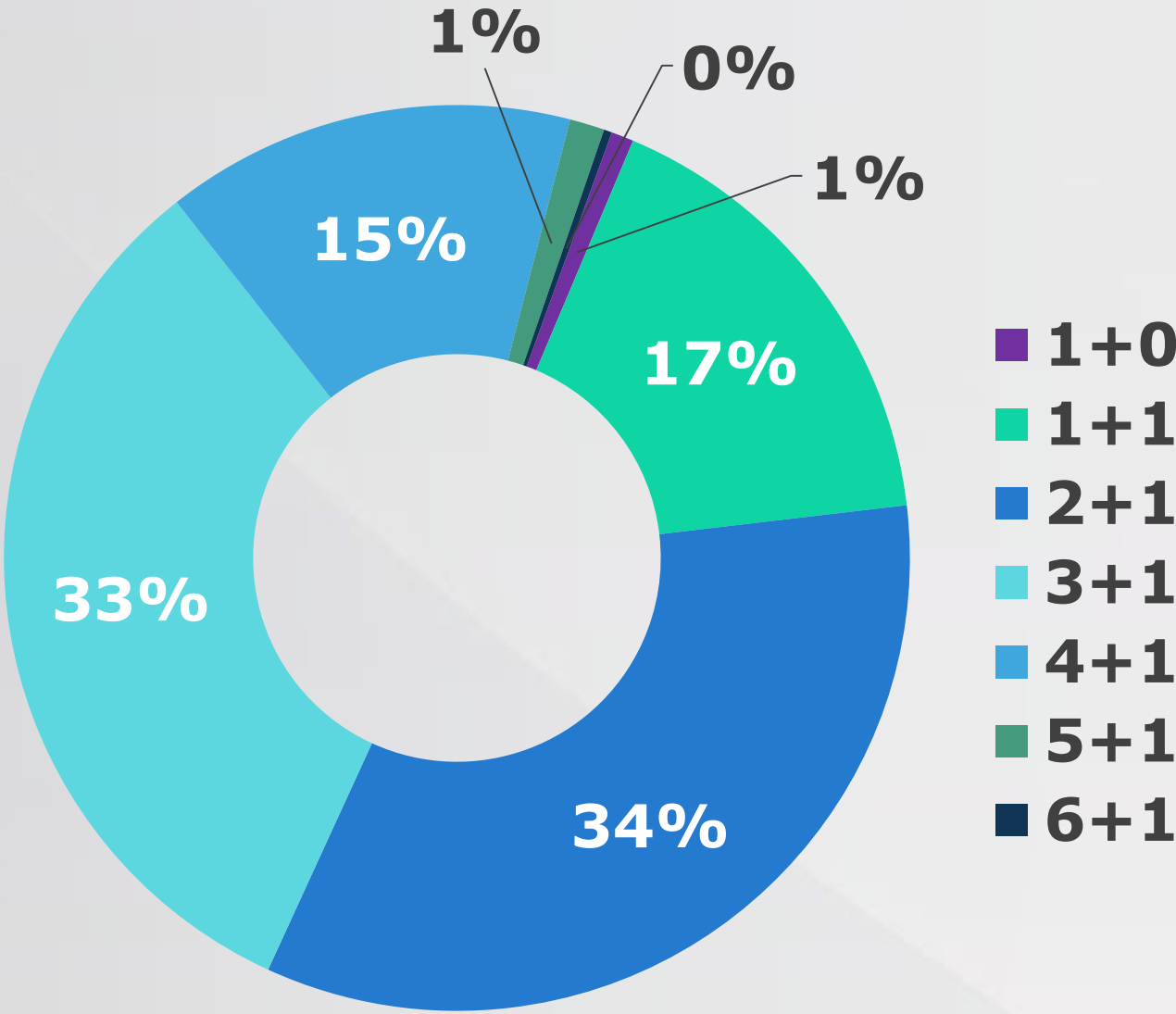
Unit



SQM



Stock Remaining
Unit Distribution



Last month's data are provisional.

REIDIN-GYODER NEW HOME PRICE INDEX

What Is?

The monthly REIDIN-GYODER New Home Price Index is developed from the properties of corporate real estate investment firms generally known as "Branded Projects", and recently has been produced in many countries like USA, Australia, Canada.

Methodology

This monthly Index uses a "stratified median index" approach for index calculation—an approach that is widely used for indexing housing prices. Taken January 2010 (January 2010=100) as the base period, is calculated with the formula of Laspeyres.

Coverage

REIDIN-GYODER New Home Price Index is calculated on 70 projects and with a monthly average number of 22.500 properties presented by 34 developers.

REIDIN-GYODER NEW HOME PRICE INDEX

PARTICIPANT DEVELOPERS



Indices

- REIDIN - Residential Property Price Index (Sales and Rent)
- REIDIN - GYODER New Home Price Index
- REIDIN - Housing Affordability Index
- REIDIN - Rental Affordability Index
- REIDIN - Gross Rental Yield Index
- REIDIN - Turkey Real Estate Confidence Index and Price Sentiment Index

Modules

- REIDIN - Property Valuation Analysis Module
- REIDIN - Loan-to-Value Calculation Module
- REIDIN - Price-Rent Ratio Calculation Module



Although all values, statements and visual materials in this report are provided, indicated and calculated neatly by REIDIN, we make no warranty, assurance or guarantee that materials and values are absolutely accurate. REIDIN highly recommends that this report should not be taken as an endorsement of or recommendation on any participation by any intending investor or any other party in any transaction whatsoever. This information is presented exclusively for use by REIDIN clients and professionals and all rights to the material are reserved and cannot be reproduced without prior written permission of REIDIN.



REIDIN

Esentepe Mah. Büyükdere Caddesi
No:121 Ercan Han B Blok K:6 D:19
Şişli, İstanbul, Türkiye

Tel: +90 212 347 59 60

www.reidin.com info@reidin.com

