



REIDIN-GYODER
NEW HOME PRICE INDICES
MARCH 2019 RESULTS

ISSUE 100



1

According to the results of REIDIN-GYODER New Home Price Index in March 2019 there is 0.11% nominal increase with respect to the previous month and in compliance with March 2018 there is 2.33% nominal increase.

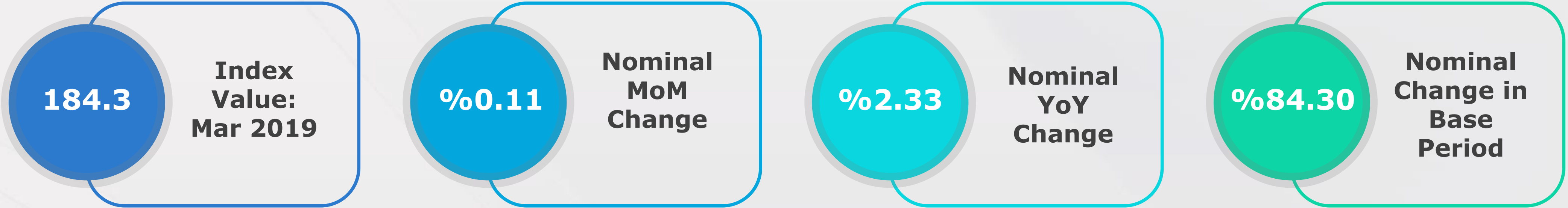
2

According to the results of REIDIN-GYODER New Home Price Index in March 2019 there is nominal increase of 0.82% in 1+1 flat type; nominal increase of 0.32% in 2+1 flat type; nominal decrease of 0.58% in 3+1 flat type and nominal increase of 0.56% in 4+1 flat type with respect to the previous month.



**INDEX
SUMMARY**

REIDIN-GYODER NEW HOME PRICE INDEX



New Home Price Index



REIDIN-GYODER NEW HOME PRICE INDEX

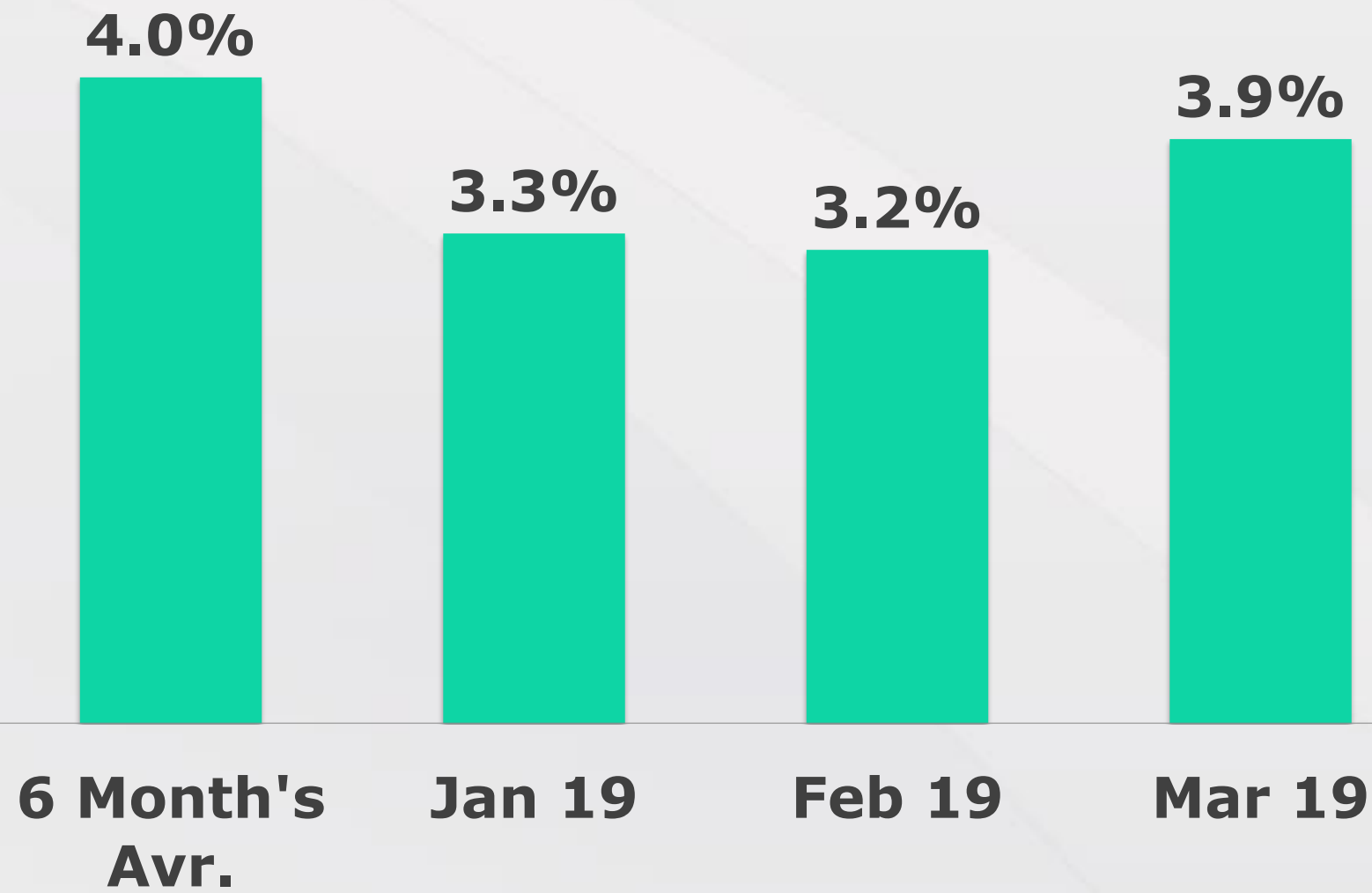
TYPE OF HOUSES: NUMBER OF ROOMS



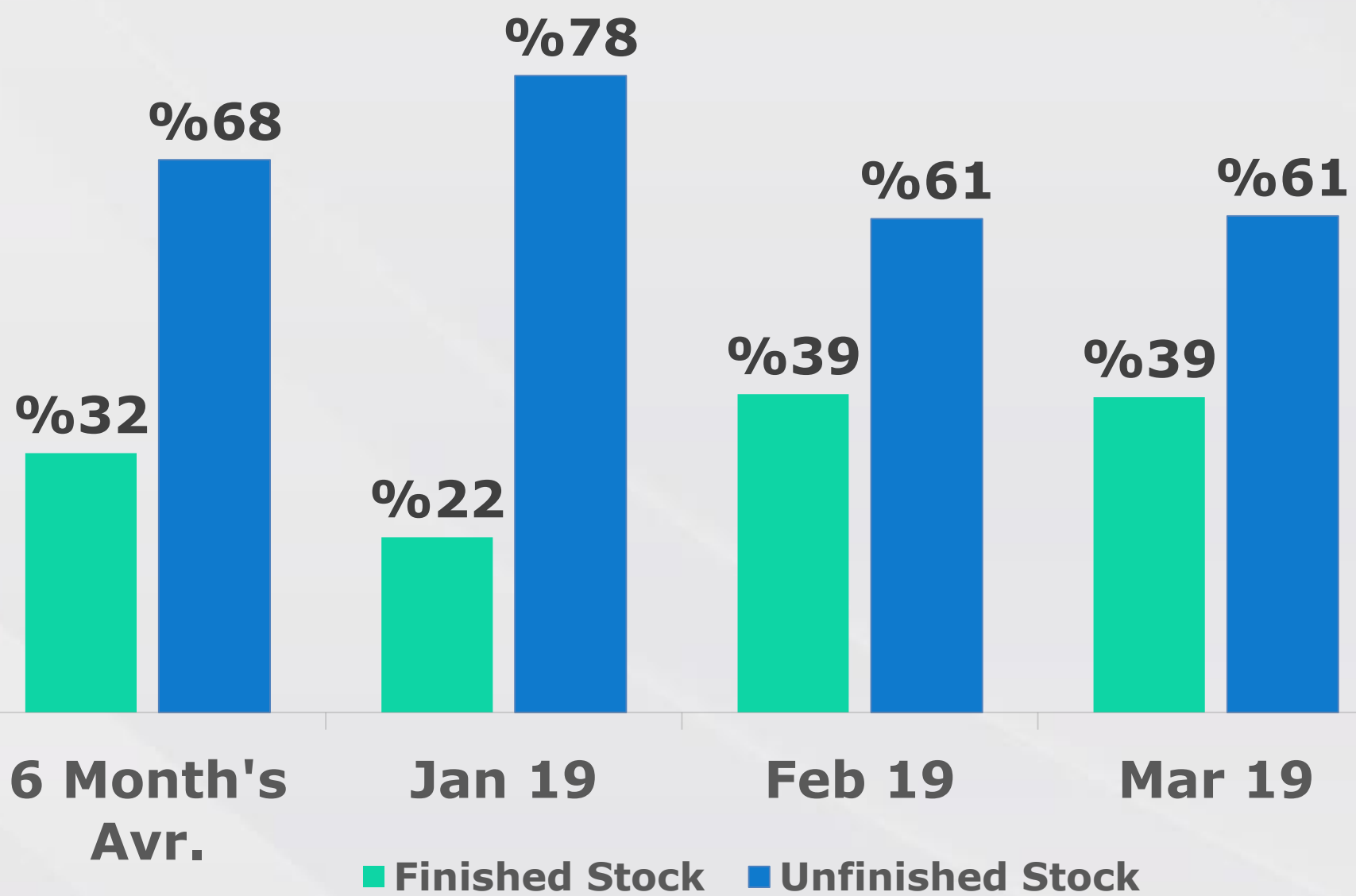
REIDIN-GYODER NEW HOME PRICE INDEX

% NOMINAL CHANGE IN NEW HOUSING STOCK

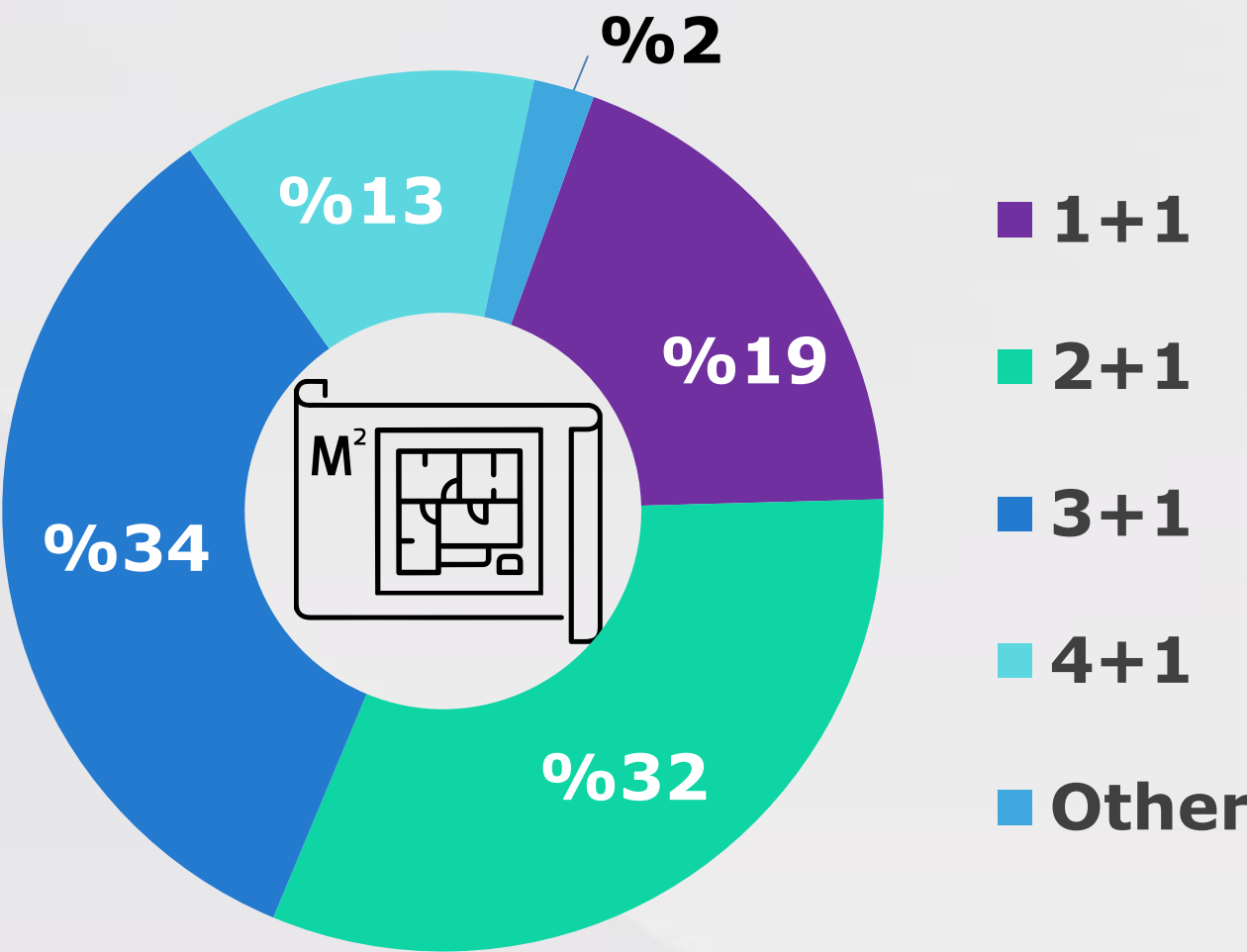
By Unit



Stock Ratios



Remaining Stock Distribution



REIDIN-GYODER NEW HOME PRICE INDEX

What Is?

The monthly REIDIN-GYODER New Home Price Index is developed from the properties of corporate real estate investment firms generally known as "Branded Projects", and recently has been produced in many countries like USA, Australia, Canada.

Methodology

This monthly Index uses a "stratified median index" approach for index calculation—an approach that is widely used for indexing housing prices. Taken January 2010 (January 2010=100) as the base period, is calculated with the formula of Laspeyres.

Coverage

REIDIN-GYODER New Home Price Index is calculated on 70 projects and with a monthly average number of 22.500 properties presented by 34 developers.

REIDIN-GYODER NEW HOME PRICE INDEX

PARTICIPANT DEVELOPERS



EMLAK GELİŞTİRME



İNŞAAT



GAYRİMENKUL YATIRIM ORTAKLIĞI



T.C. BAŞBAKANLIK
TOPLU KONUT İDARESİ BAŞKANLIĞI

