

A nighttime cityscape featuring a prominent bridge with illuminated arches and a skyline of skyscrapers in the background. The image is overlaid with a dark blue geometric shape and white diagonal lines.

**REIDIN**

**GYODER**  
The Association of Real Estate and Real Estate Investment Companies

# REIDIN REAL ESTATE INDICES JULY 2017 RESULTS

AUGUST 15, 2017



SUPPORTED BY  
İŞBANK

# REIDIN-GYODER NEW HOME PRICE INDICES JULY 2017 RESULTS

「 ISSUE  
80 」

REIDIN

GYODER  
The Association of Real Estate and Real Estate Investment Companies

TÜRKİYE  
BANKASI





## INDEX SUMMARY



According to the results of REIDIN-GYODER New Home Price Index in July 2017 there is 0.29% increase with respect to the previous month and in compliance with July 2016 there is 3.41% increase.

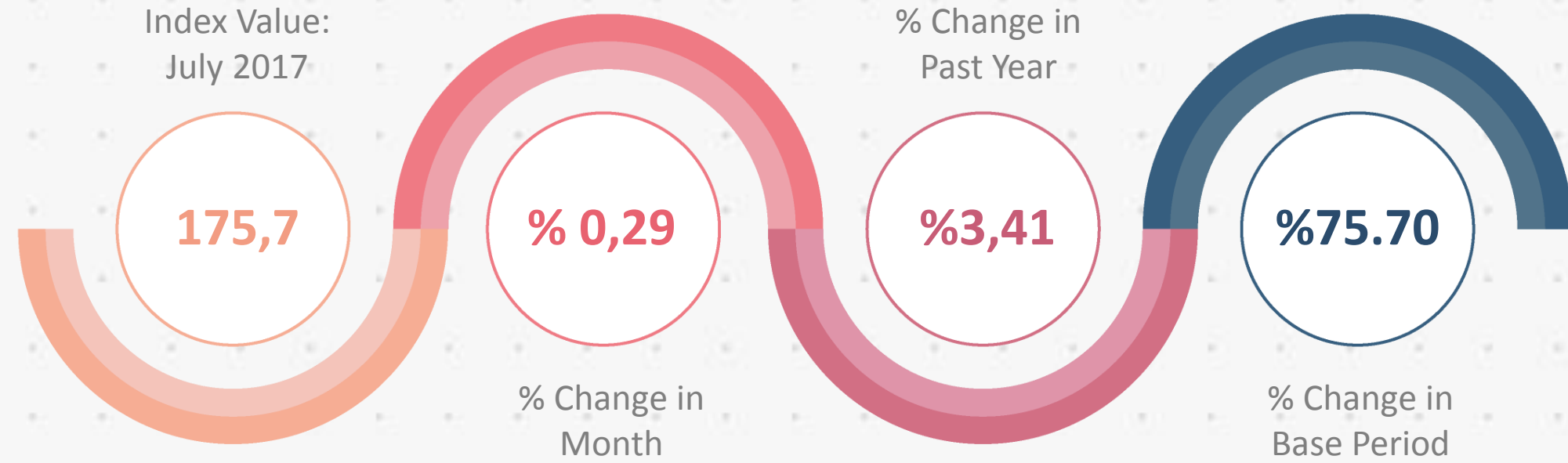
According to the results of REIDIN-GYODER New Home Price Index in July 2017 "Branded Projects" in Istanbul Asian side shows 0.11% increase and 0.35% increase in European side.

According to the results of REIDIN-GYODER New Home Price Index in July 2017 there is an increase of 0.06% in 1+1 flat type; increase of 0.34% in 2+1 flat type; increase of 0.34% in 3+1 flat type but increase of 0.13% in 4+1 flat type with respect to the previous month.

According to the results of REIDIN-GYODER New Home Price Index in July 2017 there is 0.06% increase in 51-75sqm size; 0.35% increase in 76-100sqm; 0.33% increase in 101-125sqm size; 0.23% increase in 126-150sqm but 0.13% increase in 151sqm and bigger sized properties with respect to the previous month.

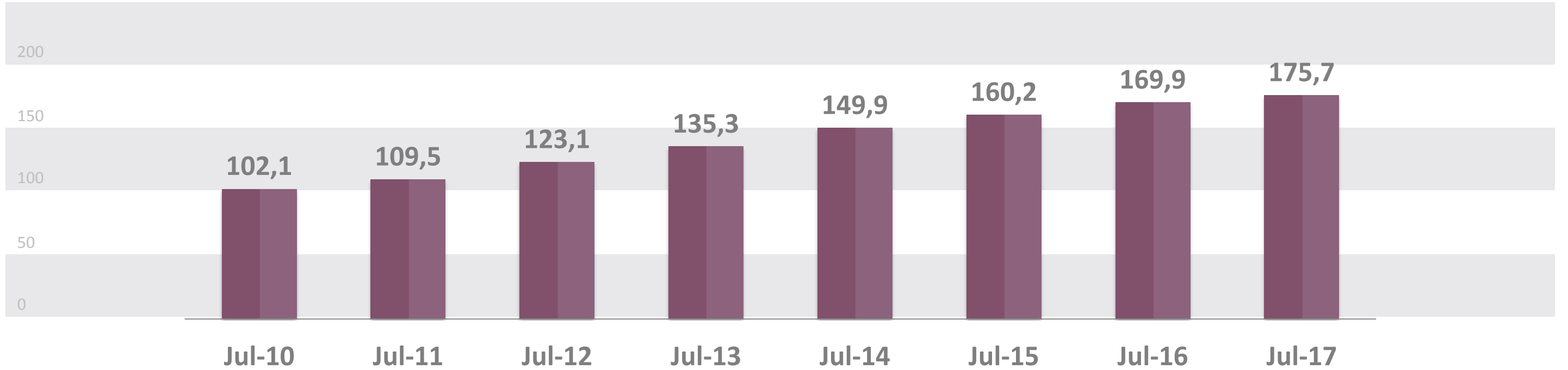


# REIDIN-GYODER NEW HOME PRICE INDEX



(January 2010 = 100)

New Home Price Index



According to the results of REIDIN-GYODER New Home Price Index in July 2017 there is 0.29% increase with respect to the previous month and in compliance with June 2016 there is 3.41% increase.

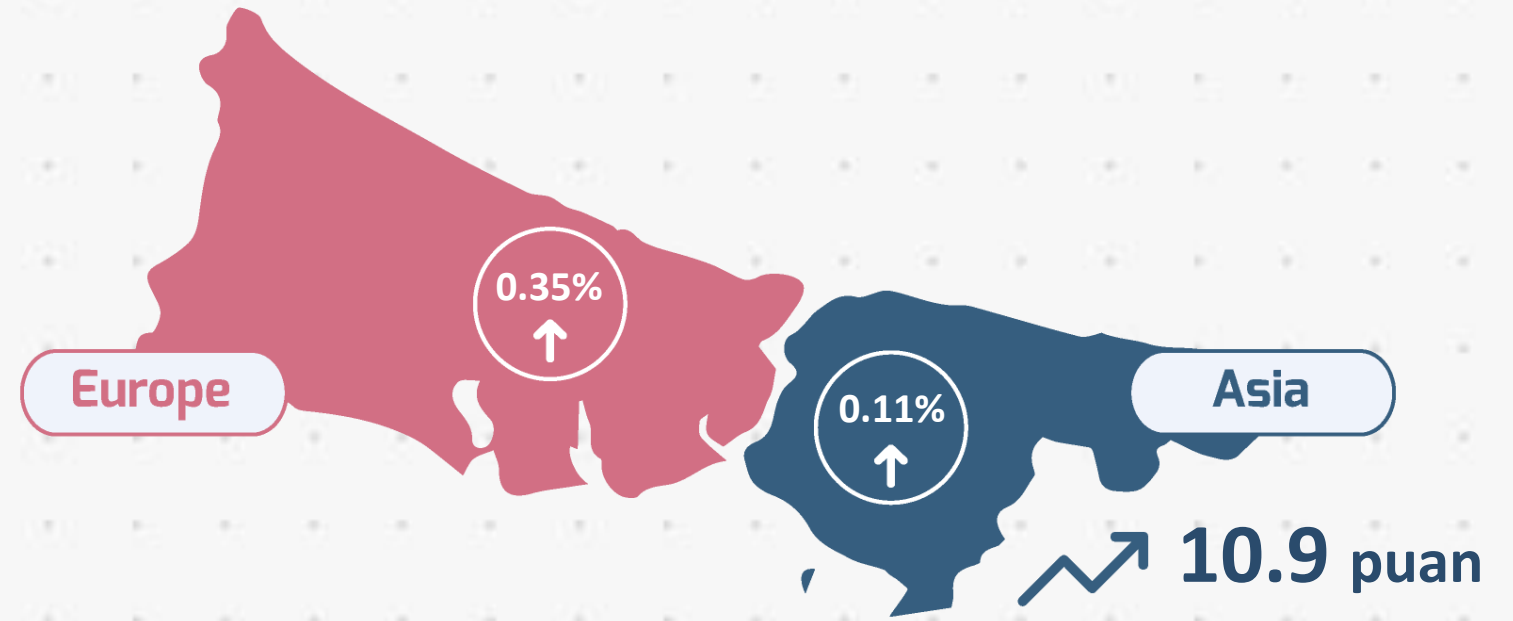


# REIDIN-GYODER NEW HOME PRICE INDEX

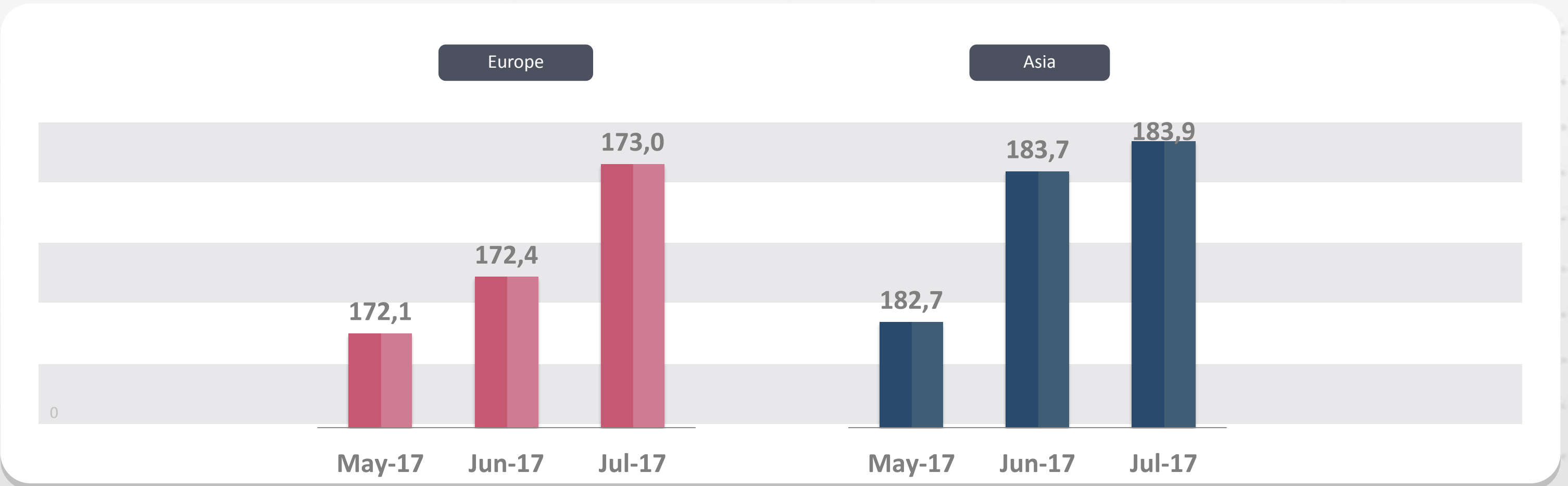
ISTANBUL ASIAN-EUROPEAN SIDE PROJECTS



According to the results of REIDIN-GYODER New Home Price Index in July 2017 "Branded Projects" in Istanbul Asian side shows 0.11% increase and 0.35% increase in European side.



(January 2010 = 100)





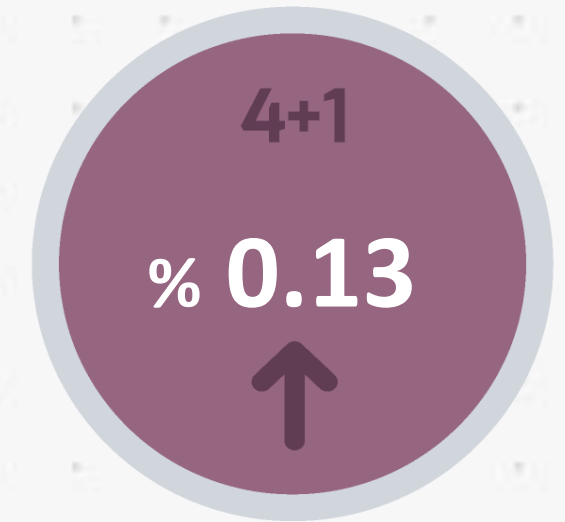
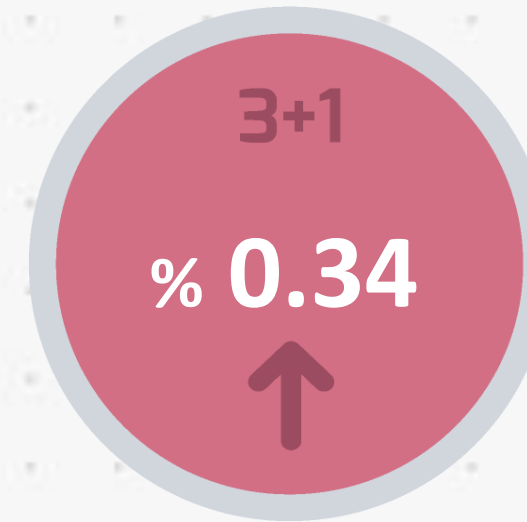
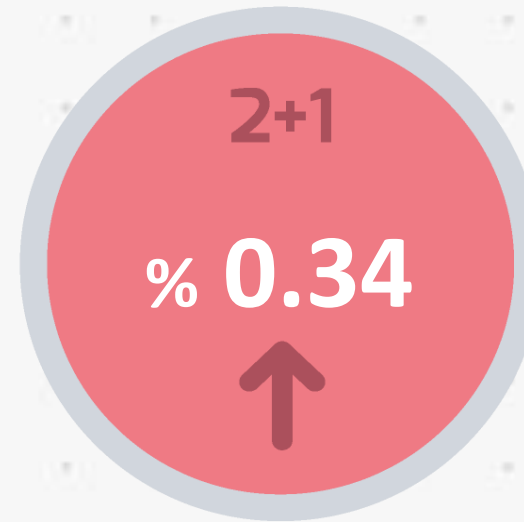
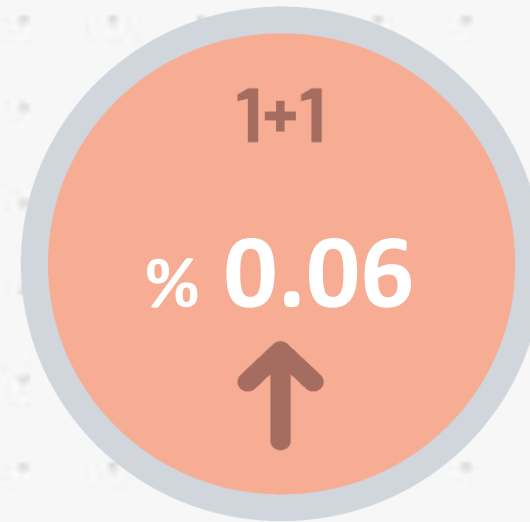


# REIDIN-GYODER NEW HOME PRICE INDEX

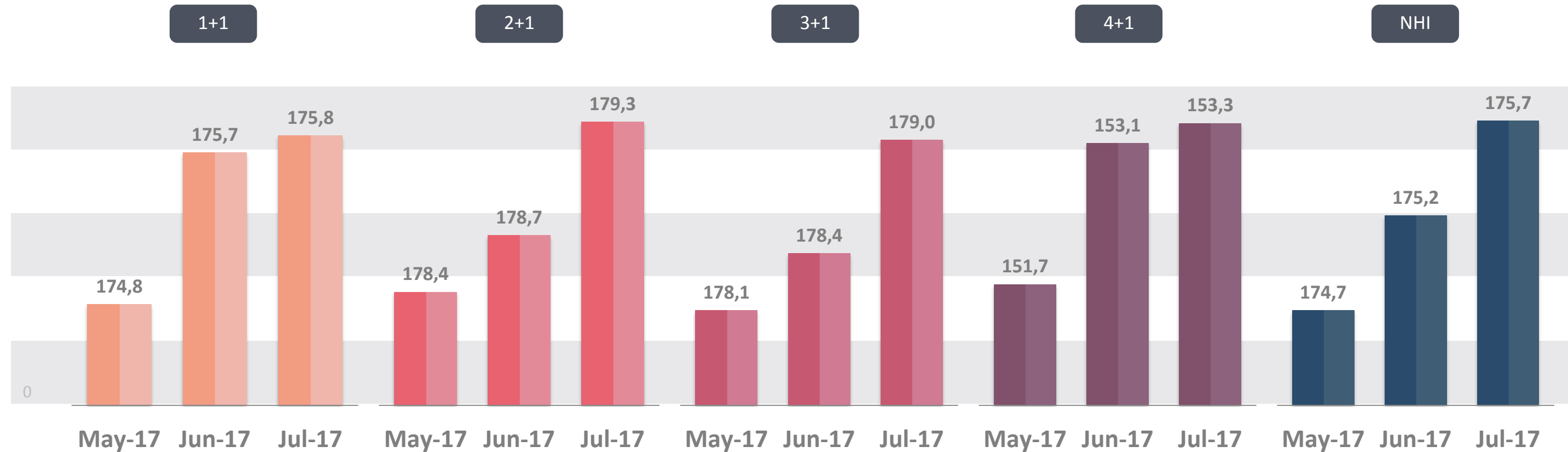
TYPE OF HOUSES: NUMBER OF ROOMS



According to the results of REIDIN-GYODER New Home Price Index (NHI) in July 2017 there is a decrease of 0.06% in 1+1 flat type; increase of 0.34% in 2+1 flat type; increase of 0.34% in 3+1 flat type but increase of 0.13% in 4+1 flat type with respect to the previous month.



(January 2010 = 100)



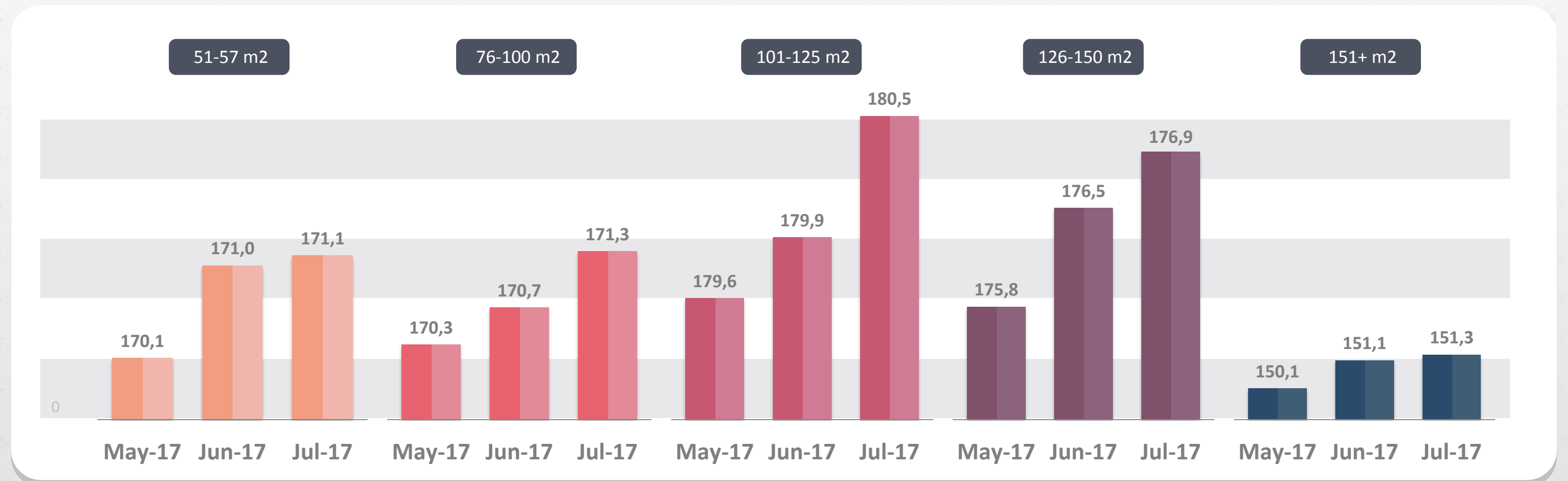
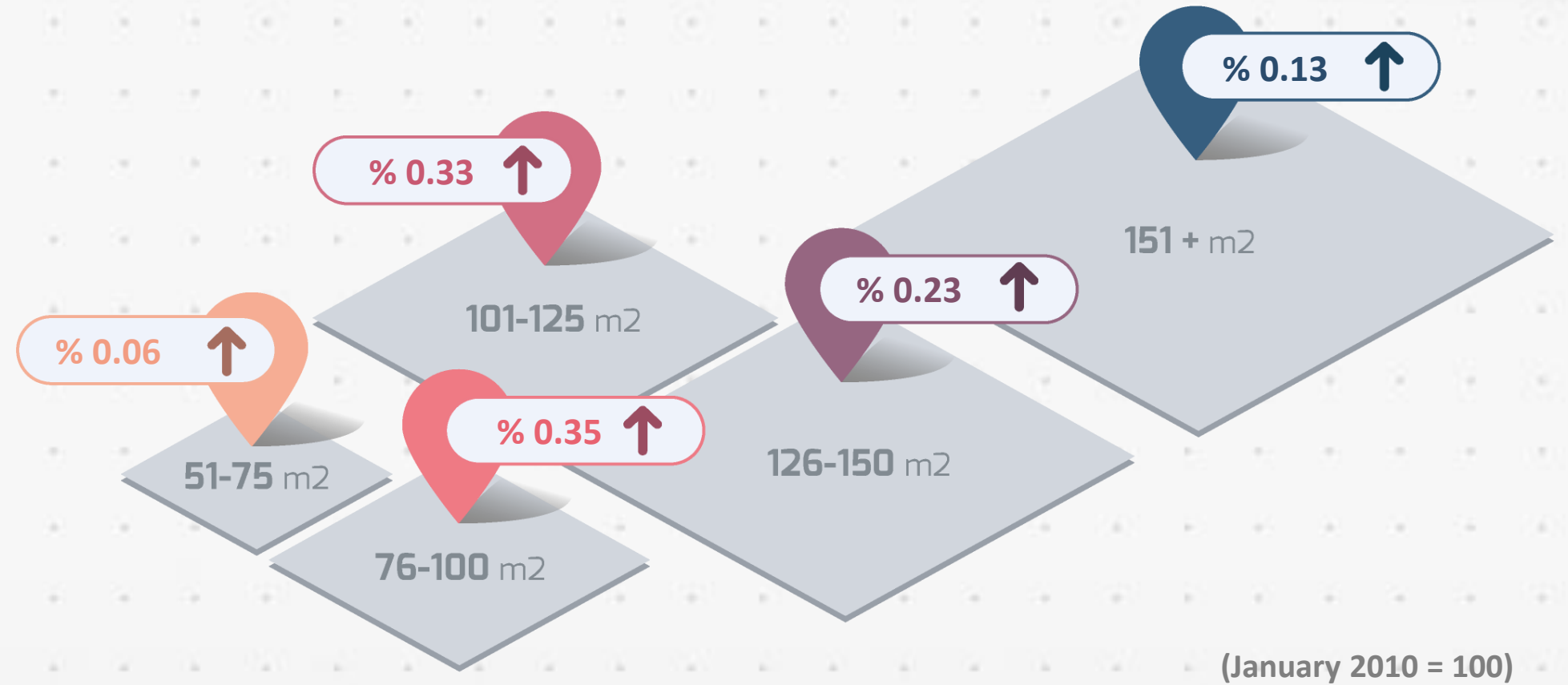


# REIDIN-GYODER NEW HOME PRICE INDEX

TYPE OF HOUSES: SIZE RANGE



According to the results of REIDIN-GYODER New Home Price Index in July 2017 there is 0.06% increase in 51-75sqm size; 0.35% increase in 76-100sqm; 0.33% increase in 101-125sqm size; 0.23% increase in 126-150sqm but 0.13% increase in 151sqm and bigger sized properties with respect to the previous month.





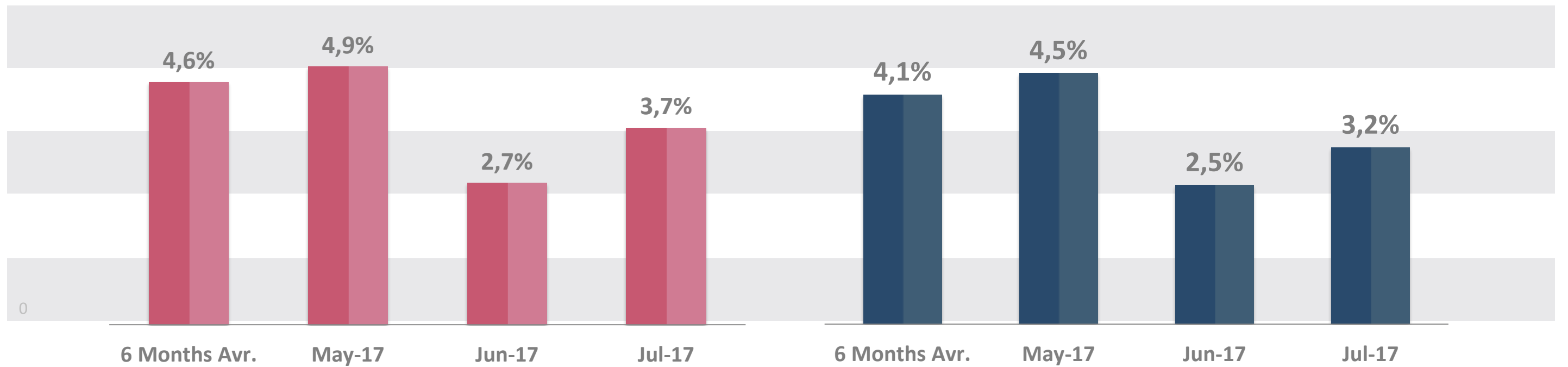
# REIDIN-GYODER NEW HOME PRICE INDEX

% CHANGE IN NEW HOUSING STOCK



Unit

M2



Last month's data are provisional.





## What Is?

The monthly REIDIN-GYODER New Home Price Index, supported by İŞBANK, is developed from the properties of corporate real estate investment firms generally known as “Branded Projects”, and recently has been produced in many countries like USA, Australia, Canada.

## Methodology

This monthly Index uses a “stratified median index” approach for index calculation—an approach that is widely used for indexing housing prices. Taken January 2010 (January 2010=100) as the base period, is calculated with the formula of Laspeyres.

## Coverage

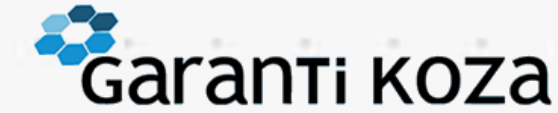
REIDIN-GYODER New Home Price Index is calculated on 70 projects and with a monthly average number of 22.500 properties presented by 29 developers.

# REIDIN-GYODER NEW HOME PRICE INDEX

## PARTICIPANT DEVELOPERS



BAYRAKTAR



İŞ GYO



mesa MESKEN

