

## REIDIN-GYODER NEW HOME PRICE INDICEFE MARCH 2020 RESULTS ISSUE 112

### REIDIN-GYODER NEW HOME PRICE INDEX

• According to the results of REIDIN-GYODER New Home Price Index in **March 2020** there is **0.62%** nominal **increase** with respect to the previous month and in compliance with **March 2019** there is **5.15%** nominal **increase**.

**193.8**

Index Value: March 2020

**0.62%**

Nominal MoM Change

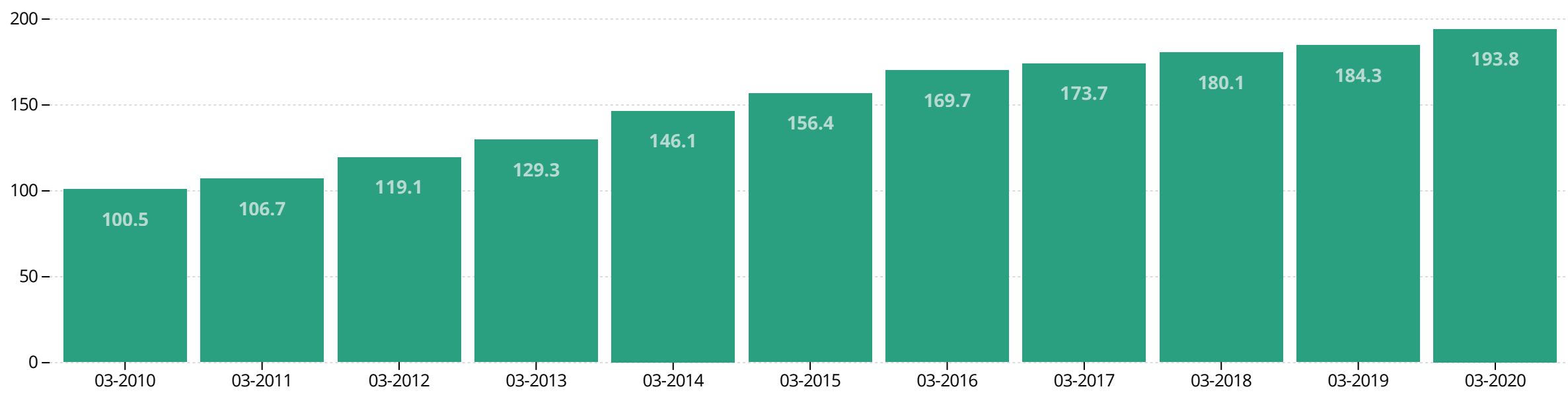
**5.15%**

Nominal YoY Change

**93.80%**

Nominal Change in Base Period

#### NEW HOME PRICE INDEX



### TYPE OF HOUSES: NUMBER OF ROOMS

• According to the results of REIDIN-GYODER New Home Price Index in **March 2020** there is nominal **increase** of **0.27%** in 1+1 flat type; nominal **increase** of **0.10%** in 2+1 flat type; nominal **increase** of **0.21%** in 3+1 flat type and nominal **increase** of **0.06%** in 4+1 flat type with respect to the previous month.

**0.27%**

1+1 Type Of Flat

**0.10%**

2+1 Type Of Flat

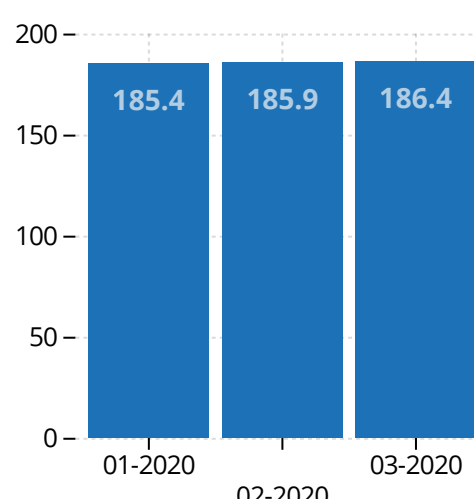
**0.21%**

3+1 Type Of Flat

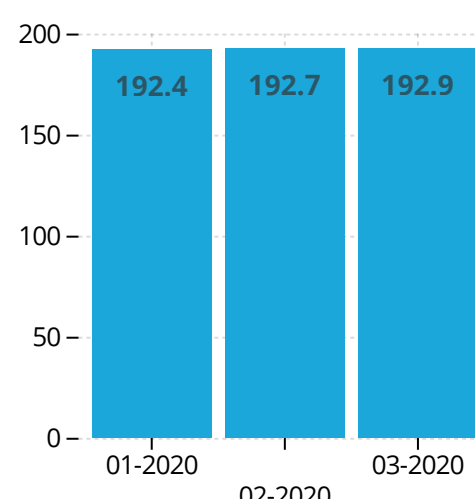
**0.06%**

4+1 Type Of Flat

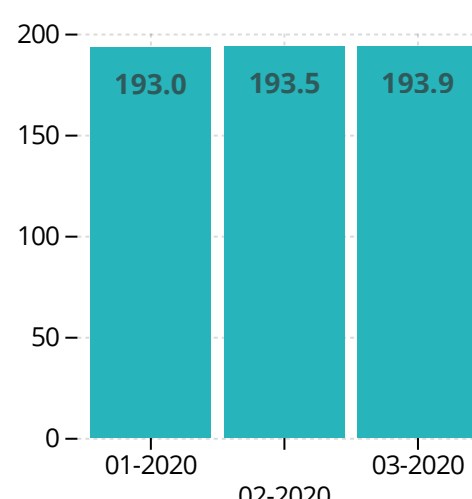
#### 1+1



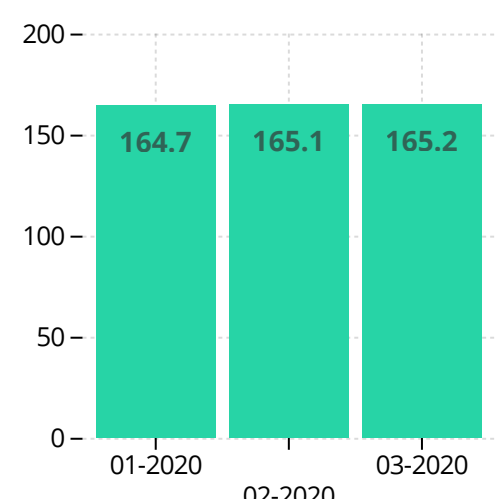
#### 2+1



#### 3+1

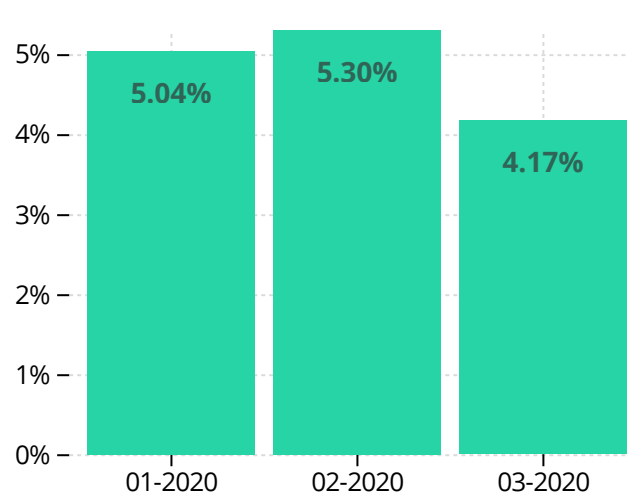


#### 4+1

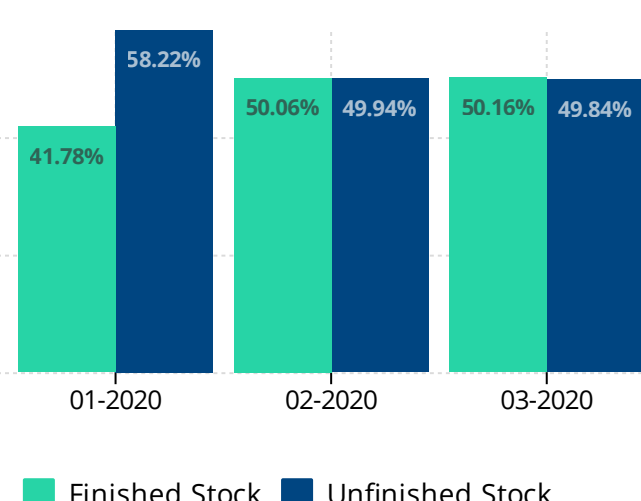


### NOMINAL CHANGE (%) IN NEW HOUSING STOCK

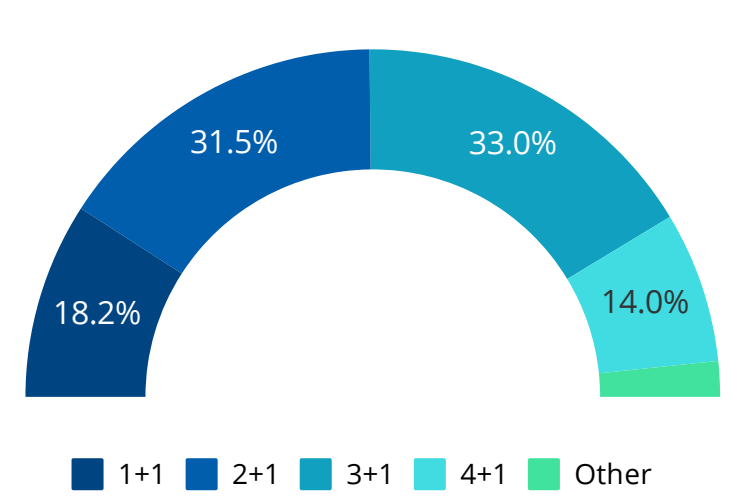
#### BY UNIT



#### STOCK RATIOS (%)



#### REMAINING STOCK DISTRIBUTION (%)



### STANDARTLAR - TANIMLAR

#### What Is?

The monthly REIDIN-GYODER New Home Price Index is developed from the properties of corporate real estate investment firms generally known as "Branded Projects", and recently has been produced in many countries like USA, Australia, Canada.

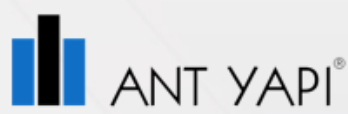
#### Methodology

This monthly Index uses a "stratified median index" approach for index calculation—an approach that is widely used for indexing housing prices. Taken January 2010 (January 2010=100) as the base period, is calculated with the formula of Laspeyres.

#### Coverage

REIDIN-GYODER New Home Price Index is calculated on 50 projects and with a monthly average number of 16.000 properties presented by 25 developers.

### PARTICIPANT DEVELOPERS



### LEGAL NOTICE

Although all values, statements and visual materials in this report are provided, indicated and calculated neatly by REIDIN, we make no warranty, assurance or guarantee that materials and values are absolutely accurate. REIDIN highly recommends that this report should not be taken as an endorsement of or recommendation on any participation by any intending investor or any other party in any transaction whatsoever. This information is presented exclusively for use by REIDIN clients and professionals and all rights to the material are reserved and cannot be reproduced without prior written permission of REIDIN.